

Corporate & Community Services Committee Meeting

Minutes for 12 November 2012



**shire of
kalamunda**

INDEX

1.0	OFFICIAL OPENING	3
2.0	ATTENDANCE, APOLOGIES AND LEAVE OF ABSENCE PREVIOUSLY APPROVED.....	3
3.0	PUBLIC QUESTION TIME.....	4
4.0	PETITIONS/DEPUTATIONS	4
5.0	CONFIRMATION OF MINUTES OF PREVIOUS MEETING.....	4
6.0	ANNOUNCEMENTS BY THE PERSON PRESIDING WITHOUT DISCUSSION.....	4
7.0	MATTERS FOR WHICH MEETING MAY BE CLOSED	4
8.0	DISCLOSURE OF INTERESTS.....	4
9.0	REPORTS TO COUNCIL	5
	79. CREDITOR ACCOUNTS PAID FOR THE PERIOD 3 OCTOBER TO 25 OCTOBER 2012	6
	80. MONTHLY FINANCIAL STATEMENTS FOR THE THREE MONTHS TO 30 SEPTEMBER 2012.....	34
	81. DEBTORS AND CREDITORS REPORTS FOR THE PERIOD ENDED 30 SEPTEMBER 2012	52
	82. RATES DEBTORS REPORT FOR THE PERIOD ENDED 30 SEPTEMBER 2012	59
	83. DISPOSAL OF SURPLUS MOTOR VEHICLE	63
	84. COMPENSATION CLAIM - KALAMUNDA SHOW 2011	66
	85. DEPARTMENT OF REGIONAL DEVELOPMENT AND LANDS – PROPOSED DISPOSAL OF PORTION RESERVE 30186 VICTORY PLACE, LESMURDIE	71
	86. FALLS FARM ADVISORY COMMITTEE – NOMINATION FOR MEMBERSHIP	77
	87. QUARTERLY PROGRESS REPORT – JULY – SEPTEMBER 2012.....	80
	88. MRS AMENDMENT 1235/57 – REQUEST FOR CONCURRENT AMENDMENT TO LOCAL PLANNING SCHEME No. 3 - LOT 32 (31) BROOK ROAD AND LOT 36 (655) WELSHPOOL ROAD EAST, WATTLE GROVE	127
10.0	MOTIONS OF WHICH PREVIOUS NOTICE HAS BEEN GIVEN.....	135
11.0	QUESTIONS BY MEMBERS WITHOUT NOTICE.....	135
12.0	QUESTIONS BY MEMBERS OF WHICH DUE NOTICE HAS BEEN GIVEN.....	135
13.0	URGENT BUSINESS APPROVED BY THE PERSON PRESIDING OR BY DECISION.....	135
14.0	MEETING CLOSED TO THE PUBLIC.....	136
15.0	CLOSURE	136

MINUTES

1.0 OFFICIAL OPENING

The Presiding Person opened the meeting at 6.30pm, and welcomed Councillors and Staff.

2.0 ATTENDANCE, APOLOGIES AND LEAVE OF ABSENCE PREVIOUSLY APPROVED

2.1 Attendance

Councillors

Donald McKechnie	(Shire President)	North Ward
Sue Bilich		North Ward
Margaret Thomas		North Ward
Allan Morton		South West Ward
Noreen Townsend		South West Ward
Justin Whitten		South West Ward
Geoff Stallard		South East Ward
John Giardina		South East Ward
Martyn Cresswell	(Presiding Person)	North West Ward
Dylan O'Connor		North West Ward

Members of Staff

Clayton Higham	Acting Chief Executive Officer
Rhonda Hardy	Director Corporate & Community Services
Darrell Forrest	Manager Governance
Rajesh Malde	Manager Financial Services
Darren Jones	Manager Community Services
Warwick Carter	Manager Economic Property & Procurement Services
Gerard Thomas	Manager Technology and Corporate Support
Andrew Fowler-Tutt	Manager Development Services
Michelle Clark	Executive Assistant to the CEO
Meri Comber	Governance Officer

Members of the Public Nil

Members of the Press Nil

2.2 Apologies

Councillors

Bob Emery	North West Ward
Frank Lindsey	South East Ward

2.3 Leave of Absence Previously Approved Nil

3.0 PUBLIC QUESTION TIME

A period of not less than 15 minutes is provided to allow questions from the gallery on matters relating to the functions of this Committee. For the purposes of Minuting, these questions and answers are summarised.

3.1 Nil.

4.0 PETITIONS/DEPUTATIONS

4.1 Nil.

5.0 CONFIRMATION OF MINUTES OF PREVIOUS MEETING

5.1 That the Minutes of the Corporate & Community Services Committee Meeting held on 8 October 2012 are confirmed as a true and accurate record of the proceedings.

Moved: **Cr John Giardina**

Seconded: **Cr Geoff Stallard**

Vote: **CARRIED UNANIMOUSLY (10/0)**

6.0 ANNOUNCEMENTS BY THE PERSON PRESIDING WITHOUT DISCUSSION

6.1 Nil.

7.0 MATTERS FOR WHICH MEETING MAY BE CLOSED

7.1 **84. Compensation Claim – Kalamunda Show** (Confidential Attachments 1, 2 & 3) Provided under separate cover.
Reason for Confidentiality – Local Government Act 1995: Section 5.23 (2) (e) (ii), "information that has a commercial value to a person".

8.0 DISCLOSURE OF INTERESTS

8.1 Disclosure of Financial and Proximity Interests

- a. Members must disclose the nature of their interest in matters to be discussed at the meeting. (Sections 5.60B and 5.65 of the *Local Government Act 1995*.)
- b. Employees must disclose the nature of their interest in reports or advice when giving the report or advice to the meeting. (Sections 5.70 and 5.71 of the *Local Government Act 1995*.)

8.1.1 Nil.

8.2 **Disclosure of Interest Affecting Impartiality**

- a. Members and staff must disclose their interest in matters to be discussed at the meeting in respect of which the member or employee had given or will give advice.

8.2.1 Clayton Higham, Acting Chief Executive Officer declared an interest affecting impartiality with regard to Item 81, Debtors and Creditors Report for the Period Ended September 2012, as he is the President of Kalamunda Club Inc.

9.0 **REPORTS TO COUNCIL**

Please Note: declaration of financial/conflict of interests to be recorded prior to dealing with each item.

Declaration of financial / conflict of interests to be recorded prior to dealing with each item.

79. Creditor Accounts Paid for the Period 3 October to 25 October 2012

Previous Items	N/A
Responsible Officer	Director Corporate & Community Services
Service Area	Finance
File Reference	FI-CRS-002
Applicant	N/A
Owner	N/A
Attachment 1	Creditor Payments for the Period 3 October to 25 October 2012

PURPOSE

1. To receive creditor accounts paid during the period 3 October to 25 October 2012.

BACKGROUND

2. It is a requirement of the *Local Government (Financial Management) Regulations 1996 (Regulation 12)* that a list of creditors' accounts paid is compiled each month.
3. The report is required to show payee's name, the amount of the payment, the date of the payment and sufficient information to identify the transaction.

DETAILS

4. Accordingly the list of creditors paid during the period 3 October to 25 October 2012 (Attachment 1) is included.

STATUTORY AND LEGAL IMPLICATIONS

5. Nil.

POLICY IMPLICATIONS

6. Nil.

PUBLIC CONSULTATION/COMMUNICATION

7. Nil.

FINANCIAL IMPLICATIONS

8. Nil.

STRATEGIC AND SUSTAINABILITY IMPLICATIONS

Strategic Planning Implications

9. *Shire of Kalamunda Strategic Plan 2009-2014*
- Strategy 5.52 Provide financial services to support Council's operations and to meet sustainably planning, reporting and accountability requirements.

Sustainability Implications

Social Implications

10. Nil.

Economic Implications

11. Nil.

Environmental Implications

12. Nil.

OFFICER COMMENT

13. Nil.

Voting Requirements: Simple Majority

COMMITTEE RECOMMENDATION TO COUNCIL (C&C 79/2012)

That Council:

1. Receives the list of creditors paid during the period 3 October to 25 October 2012 (Attachment 1) in accordance with the requirements of the *Local Government (Financial Management) Regulations 1996 (Regulation 12)*.

Moved: **Cr Margaret Thomas**

Seconded: **Cr Geoff Stallard**

Vote: **CARRIED UNANIMOUSLY (10/0)**

Attachment 1

Shire of Kalamunda				
Creditor Payments for the period 3 October to 25 October 2012				
Chq/EFT	Date	Name	Description	Amount \$
561	03/10/2012	WESTERN AUSTRALIAN TREASURY CORPORATION	LOAN # 208 INTEREST PAYMENT	11,346.28
562	10/10/2012	AUSTRALIAN TAXATION OFFICE	TAXATION	126,455.21
563	10/10/2012	IINET TECHNOLOGIES PTY LTD	INTERNET ACCESS	958.90
564	10/10/2012	COMMONWEALTH BANK - BUSINESS CARD	BUSINESS CORPORATE CARD - VARIOUS COSTS	7,839.41
565	12/10/2012	LES MILLS AUSTRALIA	MONTHLY LICENCE FEE	965.48
566	12/10/2012	WESTERN AUSTRALIAN TREASURY CORPORATION	LOAN # 223 FIXED COMPONENT	35,165.56
567	24/10/2012	WESTERN AUSTRALIAN TREASURY CORPORATION	LOAN # 215 INTEREST PAYMENT	2,612.34
568	24/10/2012	AUSTRALIAN TAXATION OFFICE	TAXATION	128,778.88
EFT25579	05/10/2012	KH & ED THOMSON	RATES REFUND	793.87
EFT25580	08/10/2012	MOTORCHARGE - WRIGHT EXPRESS FUEL CARDS AUSTRALIA LTD	FUEL - SEPTEMBER 2012	13,026.30
EFT25581	11/10/2012	NIGHTINGALES PHARMACY	BOND REFUND FOR THE USE OF THE SEMINAR ROOM AT THE ZIG ZAG CULTURAL CENTRE & FIRST AID SUPPLIES FOR DEPOT	494.23
EFT25582	11/10/2012	SURVEY WA PTY LTD	UNDERTAKE SURVEY WORKS FOR SEWER EXTENSION CANNING ROAD	5,170.00
EFT25583	11/10/2012	IAN KINNER AND ASSOCIATES	PROFESSIONAL CONSULTING AND ADVISORY SERVICES	1,057.50
EFT25584	11/10/2012	PAUL'S BUS COMPANY PTY LTD	TRANSPORT - WALK THE ZIG ZAG 2012	5,016.00
EFT25585	11/10/2012	CARLA BOND	GROUP FITNESS CLASSES INSTRUCTOR	401.86
EFT25586	11/10/2012	REBBECA J ROBINSON	GRAPHIC DESIGN OF EVENTS CALENDAR - JULY - DEC 2012	400.00
EFT25587	11/10/2012	PICTON PRESS	PRINTING OF BROCHURES FOR VARIOUS EVENTS	7,931.00
EFT25588	11/10/2012	MELTWATER AUSTRALIA PTY LTD	12 MONTH SUBSCRIPTION TO MELTWATER NEWS	5,500.00
EFT25589	11/10/2012	VE GRAPHICS PTY LTD	SCRIM BANNER FOR ZIG ZAG CULTURAL CENTRE	242.00
EFT25590	11/10/2012	TOP OF THE LADDER GUTTER CLEANING	CONTRACTOR BUILDING MAINTENANCE FOR VARIOUS LOCATIONS	3,443.00
EFT25591	11/10/2012	VIP CARPET AND UPHOLSTERY CLEANING SERVICE	CARPET CLEANING AT VARIOUS LOCATIONS	175.00
EFT25592	11/10/2012	1SPATIAL	REGISTRATION FOR 1 STAFF TO ATTEND - FME USER COURSE IN PERTH	2,090.00

Shire of Kalamunda				
Creditor Payments for the period 3 October to 25 October 2012				
Chq/EFT	Date	Name	Description	Amount \$
EFT25593	11/10/2012	HESTER PROPERTY SOLUTIONS	PROVISION OF SERVICES IN ACCORDANCE WITH RETAINER AGREEMENT	3,300.00
EFT25594	11/10/2012	PUBLIC LIBRARIES WESTERN AUSTRALIA	RENEW MEMBERSHIP TO PUBLIC LIBRARIES WESTERN AUSTRALIA	350.00
EFT25595	11/10/2012	ROBYN SEARLE	KEY BOND REFUND	50.00
EFT25596	11/10/2012	ROBYN BEARDSELL	PAYMENT TO CONSIGNMENT SUPPLIER FOR GOODS SOLD AT THE ZIG ZAG CULTURAL CENTRE - 01/09/12 - 30/09/12	106.40
EFT25597	11/10/2012	JOHN B & KARIN J FRIPP	RATES REFUND	256.97
EFT25598	11/10/2012	CATHERINE KILMURRAY	HALL AND KEY BOND REFUND	350.00
EFT25599	11/10/2012	BARBARA PARKS	HALL AND KEY BOND REFUND	550.00
EFT25600	11/10/2012	CARMEL VALLEY CHOCOLATES	PAYMENT TO CONSIGNMENT SUPPLIER FOR GOODS SOLD AT THE ZIG ZAG CULTURAL CENTRE - 01/09/12 - 30/9/12	37.80
EFT25601	11/10/2012	M B OLDFIELD & SONS	PAYMENT TO CONSIGNMENT SUPPLIER FOR GOODS SOLD AT THE ZIG ZAG CULTURAL CENTRE - 01/09/12 - 30/09/12	84.00
EFT25602	11/10/2012	MAIDA VALE BAPTIST CHURCH	CONTRIBUTION - CAROLS ON THE GREEN	4,000.00
EFT25603	11/10/2012	GARY MARTIN LAWNMOWING	VERGE / RESERVE MOWING FOR VARIOUS LOCATIONS	240.00
EFT25604	11/10/2012	ZOFIA PALUSZAK	TRAVEL COMMUNITY VISITORS SCHEME REFUND	45.00
EFT25605	11/10/2012	WA LOCAL GOVERNMENT SUPERANNUATION PLAN	SUPERANNUATION CONTRIBUTIONS	74,542.63
EFT25606	11/10/2012	SHIRE OF KALAMUNDA STAFF SOCIAL CLUB	PAYROLL DEDUCTIONS	384.00
EFT25607	11/10/2012	CHILD SUPPORT AGENCY	PAYROLL DEDUCTIONS	389.89
EFT25608	11/10/2012	AUSTRALIA POST	POSTAL EXPENSES / COUNTER BILLPAY TRANSACTION FEES	14,643.65
EFT25609	11/10/2012	CLEANAWAY (7004295)	DOMESTIC AND RECYCLING RUBBISH COLLECTION FEES	204,536.10
EFT25610	11/10/2012	KALAMUNDA AUTO ELECTRICS	PLANT / VEHICLE PARTS	308.00
EFT25611	11/10/2012	KALAMUNDA TOYOTA	PLANT / VEHICLE PARTS	112.40
EFT25612	11/10/2012	WA LOCAL GOVERNMENT ASSOC	REGISTRATION FOR 1 STAFF TO ATTEND LOCAL GOVERNMENT ACT - AN INTRODUCTION TRAINING	434.50
EFT25613	11/10/2012	MCLEODS BARRISTERS & SOLICITORS	LEGAL EXPENSES	5,687.00

Shire of Kalamunda				
Creditor Payments for the period 3 October to 25 October 2012				
Chq/EFT	Date	Name	Description	Amount \$
EFT25614	11/10/2012	WALKERS HARDWARE (MITRE 10)	HARDWARE SUPPLIES	40.86
EFT25615	11/10/2012	KALAMUNDA FENCING & GATE MAKERS	SUPPLY / REPAIR FENCES AT VARIOUS LOCATIONS	6,220.50
EFT25616	11/10/2012	EASTERN METROPOLITAN REGIONAL COUNCIL	DOMESTIC / WASTE CHARGES - RED HILL TIP	60,300.29
EFT25617	11/10/2012	A & S HILL	ELECTRICAL REPAIRS / MAINTENANCE FOR VARIOUS LOCATIONS	64.35
EFT25618	11/10/2012	FASTA COURIERS	COURIER FEES	399.60
EFT25619	11/10/2012	BRADOCK PODIATRY SERVICES PTY LTD	PODIATRY SERVICES AT JACK HEALEY CENTRE	1,050.78
EFT25620	11/10/2012	KALA BOB KATS PTY LTD	PLANT EQUIPMENT AND OPERATOR HIRE FOR VARIOUS LOCATIONS	5,093.00
EFT25621	11/10/2012	GRIMES CONTRACTING PTY LTD	CONTRACTOR BUILDING MAINTENANCE FOR VARIOUS BUILDINGS	3,523.60
EFT25622	11/10/2012	KALAMUNDA STATE EMERGENCY SERVICE	REIMBURSEMENT - GOODS AND SERVICES	1,254.97
EFT25623	11/10/2012	HILL TOP TROPHIES (MILPROP WA)	SUPPLY OF NAME BADGES	34.65
EFT25624	11/10/2012	FOODWORKS FRESH FORRESTFIELD	GROCERY SUPPLIES	1,209.64
EFT25625	11/10/2012	LESMURDIE SENIOR HIGH SCHOOL	BOND REFUND FOR THE USE OF THE SEMINAR ROOM AT THE ZIG ZAG CULTURAL CENTRE	200.00
EFT25626	11/10/2012	LO-GO APPOINTMENTS	HIRE OF TEMPORARY STAFF FOR DEPOT / ADMIN	13,941.67
EFT25627	11/10/2012	STAFFLINK INDUSTRIAL	HIRE OF TEMPORARY STAFF FOR DEPOT / ADMIN	3,906.62
EFT25628	11/10/2012	FLEXI STAFF PTY.LTD.	HIRE OF TEMPORARY STAFF FOR DEPOT / ADMIN	3,341.45
EFT25629	11/10/2012	GREEN SKILLS (ECOJOBS)	LABOUR ASSISTANCE FOR TREE PLANTING	786.50
EFT25630	11/10/2012	ARRB GROUP LTD	REGISTRATION FOR 1 STAFF TO ATTEND - ARRB / ATRF JOINT CONFERENCES	1,630.00
EFT25631	11/10/2012	LOVEGROVE TURF SERVICES	TURF MAINTENANCE / SERVICES	4,739.68
EFT25632	11/10/2012	CRABBS KALAMUNDA (IGA)	GROCERY SUPPLIES	566.04
EFT25633	11/10/2012	VENTURA HOMES PTY LTD	FOOTPATH DEPOSIT REFUNDS	5,150.00
EFT25634		EFT PAYMENT CANCELLED		
EFT25635	11/10/2012	DALE ALCOCK HOMES PTY LTD	FOOTPATH DEPOSIT AND PLANNING APPLICATION FEE REFUND	2,146.34
EFT25636	11/10/2012	SANDI MAXWELL	HALL AND KEY BOND REFUND	350.00
EFT25637	11/10/2012	NICKI WALTERS	HALL AND KEY BOND REFUND	350.00

Shire of Kalamunda				
Creditor Payments for the period 3 October to 25 October 2012				
Chq/EFT	Date	Name	Description	Amount \$
EFT25638	11/10/2012	KALAMUNDA CRICKET CLUB	KIDSPORT FUNDING FOR VARIOUS PLAYERS	170.00
EFT25639	11/10/2012	SWAN MARQUEES AND PARTY HIRE	EQUIPMENT HIRE - WALK THE ZIG ZAG	9,036.02
EFT25640	11/10/2012	THE CHURCHES COMMISSION ON EDUCATION (IINC)	CHAPLAINCY PROGRAM - SCHOOLS LOCATED IN THE HILLS AND THE FOOTHILLS	22,550.00
EFT25641	11/10/2012	HAWLEY'S BOBCAT SERVICE	PLANT EQUIPMENT AND OPERATOR HIRE FOR VARIOUS LOCATIONS	6,765.00
EFT25642	11/10/2012	HIGH WYCOMBE JUNIOR FOOTBALL CLUB	HALL BOND REFUND	300.00
EFT25643	11/10/2012	LOCAL GOVERNMENT MANAGERS AUSTRALIA (WA DIVISION)	REGISTRATION TO ATTEND - LGMA INFORMATION PROFICIENCY RECORD KEEPING SEMINAR" AND MEMBERSHIP 2012/2013	890.00
EFT25644	11/10/2012	DICK SMITH ELECTRONICS	ELECTRICAL SUPPLIES	932.98
EFT25645	11/10/2012	JO BOLTON - SUITCASE CIRCUS	CIRCUS WORKSHOP - WALK THE ZIG ZAG 2012	1,500.00
EFT25646	11/10/2012	C Y BOBCATS	PLANT EQUIPMENT AND OPERATOR HIRE FOR VARIOUS LOCATIONS	1,573.00
EFT25647	11/10/2012	AGAINST THE GRAIN BUILDING MAINTENANCE	CONTRACTOR BUILDING MAINTENANCE FOR VARIOUS BUILDINGS	99.00
EFT25648	11/10/2012	CENTAMAN SYSTEMS PTY LTD	CENTAMAN LICENCES FOR HARTFIELD PARK AND HIGH WYCOMBE RECREATION CENTRE	12,479.06
EFT25649	11/10/2012	A1 WALLISTON TREE SERVICES	TREE REMOVAL / PRUNING FOR VARIOUS LOCATIONS	5,610.00
EFT25650	11/10/2012	NEW GENERATION HOMES - TANGENT NOMINEES PTY LTD	FOOTPATH DEPOSIT REFUND	750.00
EFT25651	11/10/2012	HASTIE SERVICES PTY LTD	AIRCONDITIONING MAINTENANCE / REPAIRS FOR VARIOUS LOCATIONS	2,727.98
EFT25652	11/10/2012	CELEBRATION HOMES	FOOTPATH DEPOSIT REFUND	700.00
EFT25653	11/10/2012	DEBBIE JOSE JEWELLERY	PAYMENT TO CONSIGNMENT SUPPLIER FOR GOODS SOLD AT THE ZIG ZAG CULTURAL CENTRE - 01/09/12 - 30/09/12	145.60
EFT25654	11/10/2012	KANYANA WILDLIFE REHABILITATION CENTRE INC	PAYMENT TO CONSIGNMENT SUPPLIER FOR GOODS SOLD AT THE ZIG ZAG CULTURAL CENTRE - 01/09/12 - 30/09/12	45.20
EFT25655	11/10/2012	ZIG ZAG COMMUNITY ARTS INC	SHIRE CONTRIBUTION TO ZIG ZAG FESTIVAL 2012	30,000.00

Shire of Kalamunda				
Creditor Payments for the period 3 October to 25 October 2012				
Chq/EFT	Date	Name	Description	Amount \$
EFT25656	11/10/2012	FOOD TECHNOLOGY SERVICES PTY LTD	HIRE OF TEMPORARY STAFF FOR HEALTH DEPARTMENT	3,915.67
EFT25657	11/10/2012	BGC RESIDENTIAL PTY LTD	FOOTPATH DEPOSIT AND PLANNING APPLICATION FEE REFUND	1,104.50
EFT25658	11/10/2012	CONFECT - EXPRESS	KIOSK SUPPLIES FOR HARTFIELD RECREATION CENTRE	379.91
EFT25659	11/10/2012	NARELLE JANE STEELE	HALL AND KEY BOND REFUND	350.00
EFT25660	11/10/2012	DAVID HYAMS	ENTERTAINMENT BY REEL TO REEL - WALK THE ZIG ZAG 2012	600.00
EFT25661	11/10/2012	HILLS GOURMET	CATERING SUPPLIES	603.11
EFT25662	11/10/2012	JOHN BIGGERSTAFF	ENTERTAINMENT - WALK THE ZIG ZAG 2012	500.00
EFT25663	11/10/2012	PLATINUM HOMES (WA) PTY LTD	FOOTPATH DEPOSIT REFUND	1,000.00
EFT25664	11/10/2012	GEMMILL HOMES	FOOTPATH DEPOSIT REFUND	700.00
EFT25665	11/10/2012	JOHN LANGLEY	FUEL COSTS REIMBURSEMENT	110.00
EFT25666	11/10/2012	WA NATURALLY PUBLICATIONS/DEPT. ENVIRONMENT & CONSERVATION	SUPPLY OF MERCHANDISE FOR RESALE AT THE ZIG ZAG CULTURAL CENTRE	539.94
EFT25667	11/10/2012	SEAN & FIONA WITTENBAKER	BIRTHDAY PARTY BOND REFUND AT HARTFIELD PARK RECREATION CENTRE	50.00
EFT25668	11/10/2012	TWO WAY HIRE SERVICES PTY LTD	RADIO HIRE - WALK THE ZIG ZAG 2012	638.00
EFT25669	11/10/2012	BLUEPRINT HOMES	FOOTPATH DEPOSIT REFUND	700.00
EFT25670	11/10/2012	KITE KINETICS	KITE MAKING - WALK THE ZIG ZAG 2012	1,200.00
EFT25671	11/10/2012	KALAMUNDA SWEEPING	ROAD / PATH SWEEPING AT VARIOUS LOCATIONS	6,375.63
EFT25672	11/10/2012	ELECTRICITY NETWORKS CORP T/A WESTERN POWER	UPGRADE OF STREET LIGHTS AT THE INTERSECTION OF WELSHPOOL ROAD & LEWIS ROAD, WATTLE GROVE	45,790.00
EFT25673	11/10/2012	WOOLWORTHS LIMITED	GROCERIES FOR URBAN ART PROJECT	95.41
EFT25674	11/10/2012	FORRESTFIELD TENNIS CLUB (INC)	FORRESTFIELD TENNIS CLUB HIRE FEES FROM HPRC - 1/9/12 - 30/9/12	48.00
EFT25675	11/10/2012	WATTLE GROVE PLANT FARM	GARDEN / VERGE SUPPLIES	80.20
EFT25676	11/10/2012	HUGHES BUILDERS PTY LTD	FOOTPATH DEPOSIT REFUND	700.00

Shire of Kalamunda				
Creditor Payments for the period 3 October to 25 October 2012				
Chq/EFT	Date	Name	Description	Amount \$
EFT25677	11/10/2012	MAIDA VALE DELIVERY ROUND	PAPER AND MAGAZINES DELIVERIES FOR HIGH WYCOMBE LIBRARY	59.45
EFT25678	11/10/2012	EASTERN REGION SECURITY	SECURITY SERVICES TO VARIOUS SHIRE BUILDINGS	3,201.87
EFT25679	11/10/2012	G.D.CHARLTON	PODIATRY SERVICES AT JACK HEALEY CENTRE	900.36
EFT25680	11/10/2012	SECURE TRAFFIC	TRAFFIC MANAGEMENT FOR VARIOUS LOCATIONS	8,617.13
EFT25681	11/10/2012	JACKSON MCDONALD LAWYERS	LEGAL EXPENSES	10,997.14
EFT25682	11/10/2012	EASIFLEET MANAGEMENT	NOVATED LEASING	10,781.94
EFT25683	11/10/2012	NATALIE WARBURTON - ANATOMY DESIGNS	PAYMENT TO CONSIGNMENT SUPPLIER FOR GOODS SOLD AT THE ZIG ZAG CULTURAL CENTRE - 01/09/12 - 30/09/12	1.40
EFT25684	11/10/2012	FREMANTLE TRAM TOURS	TRANSPORT - WALK THE ZIG ZAG 2012	750.00
EFT25685	11/10/2012	PHONE A THRONE	TOILETS FOR WALK THE ZIG ZAG 2012	1,957.00
EFT25686	11/10/2012	AUSTRALIAN SUPERANNUATION	SUPERANNUATION CONTRIBUTIONS	837.54
EFT25687	11/10/2012	RICHARD LEE WILSON	REIMBURSEMENT OF GROCERIES FOR KIDS COOKING CLUB	157.03
EFT25688	11/10/2012	ROBIN DALE	SALE OF ARTWORK - DESERT, FOREST AND WHISTLEPIPE EXHIBITION	2,835.00
EFT25689	11/10/2012	MAJESTIQUE SCHOOL OF DANCE	HALL AND KEY BOND REFUND	350.00
EFT25690	11/10/2012	ROSE SMART	MAINTAIN ROSE BEDS AT VARIOUS LOCATIONS	646.25
EFT25691	11/10/2012	KELLY MONKS	HALL AND KEY BOND REFUND	350.00
EFT25692	11/10/2012	PETER TUCATS SUPERANNUATION FUND	SUPERANNUATION CONTRIBUTIONS	229.73
EFT25693	11/10/2012	BINDALE SUPERANNUATION FUND	SUPERANNUATION CONTRIBUTIONS	68.56
EFT25694	11/10/2012	THE TYRE DOCTOR	PLANT / VEHICLE PARTS	2,912.80
EFT25695	11/10/2012	CHRIS ANTILL PLANNING & URBAN DESIGN CONSULTANT	PROGRESS PAYMENT - PREPARATION OF LOCAL HOUSING STRATEGY	3,300.00
EFT25696	11/10/2012	NEVERFAIL SPRINGWATER LTD (PETER ANDERTON CEN)	BOTTLED WATER SUPPLIES / MAINTENANCE	22.50
EFT25697	11/10/2012	RAY MCMANUS	KEY BOND REFUND	50.00
EFT25698	11/10/2012	JAN WELYKY	TRAVEL COMMUNITY VISITORS SCHEME REFUND	72.00
EFT25699	11/10/2012	BEVERLEY DUFF	TRAVEL COMMUNITY VISITORS SCHEME REFUND	15.00

Shire of Kalamunda				
Creditor Payments for the period 3 October to 25 October 2012				
Chq/EFT	Date	Name	Description	Amount \$
EFT25700	11/10/2012	MARRA & ASSOCIATES	STRUCTURAL ENGINEERING SERVICES - DESIGN AND DRAFTING - NORM SADLER VIEW PLATFORM	440.00
EFT25701	11/10/2012	PH CONCRETE	FOOTPATH MAINTENANCE / REPAIRS FOR VARIOUS LOCATIONS	47,074.50
EFT25702	11/10/2012	DIANNE L MOODY & ANTHONY R COLE	RATES REFUND	1,599.10
EFT25703	11/10/2012	STATE WIDE TURF SERVICES	TURF SUPPLIES / MAINTENANCE FOR VARIOUS LOCATIONS	9,251.00
EFT25704	11/10/2012	UNIQCQ (WA) PTY LTD	UNIFLEET ANNUAL ACCESS FEE - 01/06/12 - 31/05/13	13,750.00
EFT25705	11/10/2012	JORGE'S CONTRACTING SERVICES	CLEANING SERVICES AT PETER ANDERTON CENTRE	2,412.85
EFT25706	11/10/2012	BENCHMARK MAINTENANCE SERVICES	CONTRACTOR BUILDING MAINTENANCE VARIOUS BUILDINGS	665.00
EFT25707	11/10/2012	ROWENA SWANN	HALL AND KEY BOND REFUND	350.00
EFT25708	11/10/2012	FONZ'S BOBCAT & TRUCK HIRE	PLANT EQUIPMENT AND OPERATOR HIRE FOR VARIOUS LOCATIONS	5,667.20
EFT25709	11/10/2012	RISK ID (MARGARET HEMSLEY)	RISK MANAGEMENT CONSULTANCY	8,250.00
EFT25710	11/10/2012	BEAVER TREE SERVICES	TREE REMOVAL / PRUNING FOR VARIOUS LOCATIONS	32,247.60
EFT25711	11/10/2012	VISION SUPER PTY LTD	SUPERANNUATION CONTRIBUTIONS	674.38
EFT25712	11/10/2012	WEST-SURE GROUP	CASH IN TRANSIT SERVICES - SEPTEMBER 2012	2,124.38
EFT25713	11/10/2012	AVP COMMERCIAL POOLS	RETENTION RELEASE - KALAMUNDA WATER PARK	8,085.00
EFT25714	11/10/2012	LANDMARK PRODUCTS LIMITED	SUPPLY AND DELIVERY OF 1 ALTHORPE PICNIC TABLE	3,586.00
EFT25715	11/10/2012	FIRE 4 HIRE	VERGE / RESERVE MAINTENANCE AT VARIOUS LOCATIONS	2,128.00
EFT25716	11/10/2012	AARON J STIRK	TECHNICIAN SERVICES FOR VARIOUS EVENTS	1,089.00
EFT25717	11/10/2012	LINDSAY GOODWIN	TECHNICIAN SERVICES FOR KALAMUNDA PERFORMING ARTS CENTRE	252.00
EFT25718	11/10/2012	UNIQUE WASTE MANAGEMENT SERVICES	HIRE OF TRUCK AND OPERATOR TO TRANSPORT WASTE BINS FROM WALLISTON TRANSFER STATION TO VARIOUS SITES	577.50
EFT25719	11/10/2012	PLACER MANAGEMENT GROUP	HIRE OF TEMPORARY STAFF FOR ADMIN	1,650.83
EFT25720	11/10/2012	101 RESIDENTIAL PTY LTD	FOOTPATH DEPOSIT REFUND	700.00

Shire of Kalamunda				
Creditor Payments for the period 3 October to 25 October 2012				
Chq/EFT	Date	Name	Description	Amount \$
EFT25721	11/10/2012	CLAIRE O'NEILL - CLAIRE'S EMBROIDERY	PAYMENT TO CONSIGNMENT SUPPLIER FOR GOODS SOLD AT THE ZIG ZAG CULTURAL CENTRE - 01/09/12 - 30/09/12	179.20
EFT25722	11/10/2012	RHONDA HARDY	REIMBURSEMENT OF VARIOUS COSTS	169.00
EFT25723	11/10/2012	LINDA STONES	PAYMENT TO CONSIGNMENT SUPPLIER FOR GOODS SOLD AT THE ZIG ZAG CULTURAL CENTRE - 01/09/12 - 30/09/12	58.45
EFT25724	11/10/2012	IAN MOSS	PAYMENT TO CONSIGNMENT HOLDER FOR GOODS SOLD AT THE ZIG ZAG CULTURAL CENTRE - 01/09/12 - 30/09/12	38.50
EFT25725	11/10/2012	WILD EYED PRESS	MERCHANDISE SUPPLY FOR RESALE AT THE ZIG ZAG CULTURAL CENTRE	667.50
EFT25726	11/10/2012	AROUNDABOUT GARDENING SERVICES	VERGE / GARDEN MAINTENANCE FOR VARIOUS LOCATIONS	1,980.00
EFT25727	11/10/2012	ADH GOLF & UTILITY VEHICLES	EQUIPMENT HIRE - WALK THE ZIG ZAG 2012	99.00
EFT25728	11/10/2012	LEWIS FAMILY TRUST	DATA POINT AT HARTFIELD PARK RECEPTION FRONT COUNTER	374.00
EFT25729	11/10/2012	KYLIE WARD	KEY BOND REFUND	50.00
EFT25730	11/10/2012	EYEZON PTY LTD	MONTHLY WHAT'S ON IN PERTH, FREMANTLE AND SURROUNDS ADVERTISEMENT	449.00
EFT25731	11/10/2012	WESTBURY INVESTMENTS PTY LTD	CONSULTANCY FEES FOR LAND DEVELOPMENT - SEPTEMBER 2012	1,230.63
EFT25732	11/10/2012	ROBERT WALTERS PTY LTD	HIRE OF TEMPORARY STAFF FOR ADMIN	983.13
EFT25733	11/10/2012	PETER FALCONER	PAYMENT TO CONSIGNMENT SUPPLIER FOR GOODS SOLD AT THE ZIG ZAG CULTURAL CENTRE - 01/09/12 - 30/09/12	94.50
EFT25734	11/10/2012	CITY OF STIRLING	MEALS FOR MEALS ON WHEELS PROGRAM	15,674.66
EFT25735	11/10/2012	AKWAABA	ENTERTAINMENT - WALK THE ZIG ZAG 2012	1,100.00
EFT25736	11/10/2012	BEHIND PTY LTD T/A TOPKATS ENTERTAINMENT	PERFORMANCE OF KIM BETTENY AT WALK THE ZIG ZAG 2012	660.00
EFT25737	11/10/2012	MARY FORWARD	PAYMENT TO CONSIGNMENT SUPPLIER FOR GOODS SOLD AT THE ZIG ZAG CULTURAL CENTRE - 01/09/12 - 30/09/12	11.55

Shire of Kalamunda				
Creditor Payments for the period 3 October to 25 October 2012				
Chq/EFT	Date	Name	Description	Amount \$
EFT25738	11/10/2012	FOXTEL	MONTHLY FEES - BUSINESS PACKAGE - HARTFIELD PARK	200.00
EFT25739	11/10/2012	HANS SCHWALB	PAYMENT TO CONSIGNMENT SUPPLIER FOR GOODS SOLD AT THE ZIG ZAG CULTURAL CENTRE - 01/09/12 - 30/09/12	14.00
EFT25740	11/10/2012	KIERAN INGRAM	PAYMENT TO CONSIGNMENT SUPPLIER FOR GOODS SOLD AT THE ZIG ZAG CULTURAL CENTRE - 01/09/12 - 30/09/12	9.07
EFT25741	11/10/2012	THE ARTFUL FLOWE - FELICIA LOWE	PAYMENT TO CONSIGNMENT SUPPLIER FOR GOODS SOLD AT THE ZIG ZAG CULTURAL CENTRE - 01/09/12 - 30/09/12	75.25
EFT25742	11/10/2012	RAJESH MALDE	REFUND OF EMPLOYMENT CONTRACT ALLOWANCE	840.00
EFT25743	11/10/2012	DAVID GREEN	PAYMENT TO CONSIGNMENT SUPPLIER FOR GOODS SOLD AT THE ZIG ZAG CULTURAL CENTRE - 01/09/12 - 30/09/12	27.94
EFT25744	11/10/2012	GILLIAN LILLEYMAN	PAYMENT TO CONSIGNMENT SUPPLIER FOR GOODS SOLD AT THE ZIG ZAG CULTURAL CENTRE - 01/09/12 - 30/09/12	34.97
EFT25745	11/10/2012	MPJ (WA) PTY LTD	SUPERANNUATION CONTRIBUTIONS	414.00
EFT25746	11/10/2012	SIDRA SOLUTIONS	INTERSECTION 5.1 COVER LICENCE RENEWAL	385.00
EFT25747	11/10/2012	LOUISA ILES	GROUP FITNESS CLASSES - HARTFIELD PARK REC CENTRE	131.04
EFT25748	11/10/2012	WARWICK CARTER	REFUND OF EMPLOYMENT CONTRACT ALLOWANCE	565.00
EFT25749	11/10/2012	CHER SHACKLETON	ZIG ZAG GALLERY BOND REFUND	500.00
EFT25750	11/10/2012	SAINT FRANCIS OF ASSISI CATHOLIC CHURCH MAIDA VALE PARISH	HALL AND KEY BOND REFUND	550.00
EFT25751	11/10/2012	NICHOLAS TAYLOR	PAYMENT TO CONSIGNMENT SUPPLIER FOR GOODS SOLD AT THE ZIG ZAG CULTURAL CENTRE - 01/09/12 - 30/09/12	63.00
EFT25752	11/10/2012	SILK ON SILK (ROSEMARY LONSDALE)	PAYMENT TO CONSIGNMENT SUPPLIER FOR GOODS SOLD AT THE ZIG ZAG CULTURAL CENTRE - 01/09/12 - 30/09/12	112.00
EFT25753	11/10/2012	GREG MILLER (THE JOY OF WOOD)	ACTIVITY - WALK THE ZIG ZAG 2012	660.00
EFT25754	11/10/2012	CUROST MILK SUPPLY	MILK SUPPLY FOR ADMINISTRATION AND DEPOT	208.23
EFT25755	11/10/2012	DFP RECRUITMENT SERVICES PTY LTD	LABOUR/TEMP HIRE	4,654.21
EFT25756	11/10/2012	KJERSTIN BJELLAND	MONTHLY LEASE PAYMENTS FOR LOTS 918 & 919 CAR PARK AT SMOKEBUSH ESTATE	4,614.60

Shire of Kalamunda				
Creditor Payments for the period 3 October to 25 October 2012				
Chq/EFT	Date	Name	Description	Amount \$
EFT25757	11/10/2012	MAVIS PASKULICH	PAYMENT TO CONSIGNMENT SUPPLIER FOR GOODS SOLD AT THE ZIG ZAG CULTURAL CENTRE - 01/09/12 - 30/09/12	225.40
EFT25758	11/10/2012	SAPPHIRE OCEANE RAINA KNIGHT	PART DOG REGISTRATION REFUND	19.00
EFT25759	11/10/2012	POSITIVA BUILDING PTY LTD	FOOTPATH DEPOSIT REFUND	700.00
EFT25760	11/10/2012	KEWDALE LITTLE ATHLETICS CLUB	KIDSPORT FUNDING FOR VARIOUS PLAYERS	115.00
EFT25761	11/10/2012	MEGAN CARTER	REIMBURSEMENT OF VARIOUS COSTS	550.00
EFT25762	11/10/2012	STEWART WATSON	PRIVATE WORKS REFUND - WAPC 136346	2,867.00
EFT25763	11/10/2012	ALTONA PLUMBING AND CIVIL	INVESTIGATE FAULT TO HOT WATER SYSTEM - ZIG ZAG CULTURAL CENTRE	198.00
EFT25764	11/10/2012	DEMENTIA CARE AUSTRALIA	BOND REFUND FOR THE USE OF THE SEMINAR ROOM AT THE ZIG ZAG CULTURAL CENTRE	200.00
EFT25765	11/10/2012	TAYLOR NELSON SOFRES AUSTRALIA PTY LTD (TNS)	BOND REFUND FOR USE OF THE SEMINAR ROOM AT THE ZIG ZAG CULTURAL CENTRE	300.00
EFT25766	11/10/2012	BEESWAX CREATIONS	PAYMENT TO CONSIGNMENT SUPPLIER FOR GOODS SOLD AT THE ZIG ZAG CULTURAL CENTRE - 01/09/12 - 30/09/12	8.02
EFT25767	11/10/2012	KENDALL FINANCIAL ADVISORY SERVICES PTY LTD	HALL AND KEY BOND REFUND	350.00
EFT25768	11/10/2012	H & N DANIELS	BIRTHDAY PARTY BOND REFUND AT HARTFIELD PARK RECREATION CENTRE	50.00
EFT25769	11/10/2012	GILBERTO ALEJANDRO	HALL AND KEY BOND REFUND	1,050.00
EFT25770	11/10/2012	NICHOLAS ROUND	REIMBURSEMENT OF VARIOUS COSTS	91.53
EFT25771	25/10/2012	KALAMUNDA ACCIDENT REPAIR CENTRE	INSURANCE EXCESS FOR REPAIRS TO TWO VEHICLES	1,000.00
EFT25772	25/10/2012	PRITCHARD FRANCIS PTY LTD	CIVIL ENGINEERING SERVICING REPORT FOR YORK ROAD	4,400.00
EFT25773	25/10/2012	STYLECORP CORPORATE WEAR	SUPPLY OF UNIFORM FOR VARIOUS STAFF MEMBERS	23,516.47
EFT25774	25/10/2012	ROBERT DUVAL FOODS PTY LTD	CATERING	1,902.80
EFT25775	25/10/2012	CCS STRATEGIC MANAGEMENT	CONSULTANCY SERVICES FOR DARLING RANGE MASTER PLAN	14,425.95
EFT25776	25/10/2012	SALMAT MEDIAFORCE PTY LTD	DISTRIBUTION OF FLYERS FOR EVENTS WITHIN THE SHIRE	1,140.22
EFT25777	25/10/2012	KALAMUNDA GLASS & WINDSCREENS ON WHEELS	GLASS REPAIRS / MAINTENANCE FOR VARIOUS LOCATIONS	290.00
EFT25778	25/10/2012	IMAGE EMBROIDERY	SUPPLY OF UNIFORM FOR VARIOUS STAFF MEMBERS	487.74

Shire of Kalamunda				
Creditor Payments for the period 3 October to 25 October 2012				
Chq/EFT	Date	Name	Description	Amount \$
EFT25779	25/10/2012	PFD FOOD SERVICES	KIOSK SUPPLIES FOR HARTFIELD PARK	706.50
EFT25780	25/10/2012	KONICA MINOLTA BUSINESS SOLUTIONS P/L	PHOTOCOPYING CHARGES / MAINTENANCE FEES	616.32
EFT25781	25/10/2012	WILEY AIR TRANSPORT SERVICES & HIGHLAND EXPRESS	COURIER SERVICES TO COUNCILLORS	316.80
EFT25782	25/10/2012	COUNTRYWIDE PUBLICATIONS	YOUR GUIDE - PERTH & FREMANTLE - 12 MONTH SUBSCRIPTION	500.00
EFT25783	25/10/2012	OLK & ASSOCIATES	ARCHITECTURAL DESIGN AND SPECIFICATIONS FOR VARIOUS LOCATIONS	11,192.50
EFT25784	25/10/2012	CABCHARGE AUSTRALIA LIMITED	CABCHARGE FEES	6.00
EFT25785	25/10/2012	A CLASS DISPLAYS	DISPLAY PRONGS FOR ZIG ZAG CULTURAL CENTRE	130.35
EFT25786	25/10/2012	CARLA BOND	GROUP FITNESS CLASSES INSTRUCTOR	183.46
EFT25787	25/10/2012	BUSBYS PTY LTD T/A PSV DESIGN	FOR THE BCA ASSESSMENT CHECK FOR CERTIFICATE OF DESIGN COMPLIANCE	880.00
EFT25788	25/10/2012	NEVERFAIL SPRINGWATERLTD (FORRESTFIELD LIB)	BOTTLED WATER SUPPLIES / MAINTENANCE	16.25
EFT25789	25/10/2012	MORRISON LOW CONSULTANTS PTY LTD	KALAMUNDA ASSET STRATEGY - REVIEW OF EXISTING POLICY AND STRATEGY	2,376.00
EFT25790	25/10/2012	GREENLINE AG PTY LTD	PLANT / VEHICLE PARTS	73.41
EFT25791	25/10/2012	MONITORED ALARM SYSTEMS	SECURITY MONITORING SERVICES TO VARIOUS LOCATIONS	198.00
EFT25792	25/10/2012	PICTON PRESS	PRINTING OF BROCHURES FOR VARIOUS EVENTS	83.60
EFT25793	25/10/2012	VE GRAPHICS PTY LTD	PRINTING OF STICKERS FOR BANNERS	154.00
EFT25794	25/10/2012	TOP OF THE LADDER GUTTER CLEANING	CONTRACTOR BUILDING MAINTENANCE FOR VARIOUS LOCATIONS	3,003.00
EFT25795	25/10/2012	PARAMOUNT SECURITY SERVICES	SECURITY - WALK THE ZIG ZAG 2012	2,200.00
EFT25796	25/10/2012	BEES HIRE & SALES	SCAFFOLD HIRE	1,386.00
EFT25797	25/10/2012	VIP CARPET AND UPHOLSTERY CLEANING SERVICE	CARPET CLEANING AT VARIOUS LOCATIONS	229.00
EFT25798	25/10/2012	TOTALLY WORKWEAR MIDLAND	SUPPLY OF PROTECTIVE CLOTHING	636.41
EFT25799	25/10/2012	CPD GROUP PTY LTD	FINAL RETENTION - KALAMUNDA SUPERVISORS FACILITY - 10 RAYMOND ROAD WALLISTON	44,300.70
EFT25800	25/10/2012	SAFETYQUIP PERTH EAST	SAFETY EQUIPMENT SUPPLIES FOR OPERATIONS CENTRE	43.67

Shire of Kalamunda				
Creditor Payments for the period 3 October to 25 October 2012				
Chq/EFT	Date	Name	Description	Amount \$
EFT25801	25/10/2012	ALLION LEGAL	GENERAL EMPLOYMENT SERVICES	1,286.37
EFT25802	25/10/2012	THE ECO FAERIES	ENTERTAINMENT - WALK THE ZIG ZAG 2012	1,750.00
EFT25803	25/10/2012	DIANNE RADFORD	REIMBURSEMENT OF VARIOUS COSTS	437.50
EFT25804	25/10/2012	CYRIL D & SUSAN A TOLSON	RATES PROMPT PAYMENT INCENTIVE PRIZE	1,000.00
EFT25805	25/10/2012	DEREK DENNISON & MARY JULIA CARRUTHERS	RATES REFUND	739.90
EFT25806	25/10/2012	UDO B & CHRISTINE E SCHWEDA	RATES PROMPT PAYMENT INCENTIVE PRIZE	1,000.00
EFT25807	25/10/2012	FRANCES ANNE & PETER DESMOND O'BRIEN	RATES REFUND	324.98
EFT25808	25/10/2012	EILEEN KATHLEEN DONOVAN	RATES REFUND	591.12
EFT25809	25/10/2012	ZANTHORREA NURSERY	SUPPLY OF 2 - \$50 GIFT VOUCHERS	100.00
EFT25810	25/10/2012	WAYNE BENTLEY	SALE OF ARTWORK - SPRING IN THE HILLS EXHIBITION - WINDMILL	77.00
EFT25811	25/10/2012	DENIS H & BARBARA A MILLAN	RATES PROMPT PAYMENT INCENTIVE PRIZE	1,000.00
EFT25812	25/10/2012	JOHN JORGENSEN	SALE OF ARTWORK - SPRING IN THE HILLS EXHIBITION - QUENDA	35.00
EFT25813	25/10/2012	GEORGE SOMMERVILLE & PETRONELLA DE REUS	RATES REFUND	647.31
EFT25814	25/10/2012	PETER VERNON FAIRALL	RATES REFUND	293.80
EFT25815	25/10/2012	JACQUELINE BROUGHAM	PART DOG REGISTRATION REFUND	24.00
EFT25816	25/10/2012	STEPHEN RONALD & ALISON JOAN SAUNDERS	RATES REFUND	822.40
EFT25817	25/10/2012	NEIL ASHLEY FLINT	RATES REFUND	589.57
EFT25818	25/10/2012	KG & CL STACK	BIRTHDAY PARTY BOND REFUND AT HARTFIELD PARK RECREATION CENTRE	50.00
EFT25819	25/10/2012	WA LOCAL GOVERNMENT SUPERANNUATION PLAN	SUPERANNUATION CONTRIBUTIONS	74,766.09
EFT25820	25/10/2012	SHIRE OF KALAMUNDA STAFF SOCIAL CLUB	PAYROLL DEDUCTIONS	314.00
EFT25821	25/10/2012	CHILD SUPPORT AGENCY	PAYROLL DEDUCTIONS	389.89
EFT25822	25/10/2012	AUSTRALIA POST	POSTAL EXPENSES	8.10
EFT25823	25/10/2012	BUNNINGS BUILDING SUPPLIES	HARDWARE SUPPLIES FOR VARIOUS LOCATIONS	388.29
EFT25824	25/10/2012	COATES HIRE OPERATIONS PTY LTD	PLANT / EQUIPMENT HIRE	1,641.89
EFT25825	25/10/2012	COVS PARTS PTY LTD	PLANT / VEHICLE PARTS	2,984.40
EFT25826	25/10/2012	GULLY VIEWS NEWSAGENCY	SUBSCRIPTIONS & NEWSPAPERS FOR VARIOUS LOCATIONS	917.64

Shire of Kalamunda				
Creditor Payments for the period 3 October to 25 October 2012				
Chq/EFT	Date	Name	Description	Amount \$
EFT25827	25/10/2012	KALAMUNDA AUTO ELECTRICS	PLANT / VEHICLE PARTS	286.00
EFT25828	25/10/2012	MCLEODS BARRISTERS & SOLICITORS	LEGAL EXPENSES	2,600.95
EFT25829	25/10/2012	SESCO SECURITY CO	SECURITY MONITORING SERVICES FOR VARIOUS LOCATIONS	881.10
EFT25830	25/10/2012	SKIPPER TRUCKS PARTS	PLANT / VEHICLE PARTS	635.47
EFT25831	25/10/2012	STATE LIBRARY OF W.A.	GIFT BOARD BOOKS FOR THE STATE LIBRARY'S BETTER BEGINNINGS PROGRAM FOR 2012/2013 FINANCIAL YEAR. LOST / DAMAGED BOOKS	3,606.90
EFT25832	25/10/2012	LANDGATE - VALUATIONS	VALUATIONS FOR VARIOUS LOCATIONS	1,846.96
EFT25833	25/10/2012	WA LIBRARY SUPPLIES PTY LTD	LIBRARY / OFFICE SUPPLIES	517.00
EFT25834	25/10/2012	WALKERS HARDWARE (MITRE 10)	HARDWARE SUPPLIES	33.90
EFT25835	25/10/2012	ECHO NEWSPAPER	ADVERTISING FOR VARIOUS JOBS / EVENTS	1,400.00
EFT25836	25/10/2012	MCKAY EARTHMOVING PTY LTD	PLANT EQUIPMENT AND OPERATOR HIRE FOR VARIOUS LOCATIONS	40,183.00
EFT25837	25/10/2012	EASTERN METROPOLITAN REGIONAL COUNCIL	DOMESTIC / WASTE CHARGES - RED HILL TIP.WASTE DISPOSAL FEES. DEVELOPMENT OF BEST PRACTICE GUIDELINES FOR THE MAINTENANCE OF ROADSIDE VERGE. ENVIRONMENTAL SERVICES - EASTERN HILLS CATCHMENT MANAGEMENT PROGRAMME. ANNUAL CONTRIBUTION TO CATERING, REFRESHMENTS TO ASSOCIATED CHARGES TO LGA ZONE MEETINGS. MATTRESS PROJECT. BIN HIRE FEES. CONTRIBUTION TO REGIONAL TRANSPORT PLANNING AND DEVELOPMENT 2012.13	372,527.34
EFT25838	25/10/2012	BORAL CONSTRUCTION MATERIALS GROUP	ROAD MATERIALS FOR VARIOUS LOCATIONS	3,065.93
EFT25839	25/10/2012	OCE AUSTRALIA LIMITED	PHOTOCOPYING CHARGES	375.50
EFT25840	25/10/2012	KEEP AUSTRALIA BEAUTIFUL COUNCIL	SUPPLY OF ORANGE RUBBISH BAGS KEEP AUSTRALIA BEAUTIFUL	288.00
EFT25841	25/10/2012	ZIPFORM PTY LTD	PRINTING AND POSTAGE OF INTERIM RATES	8,605.32
EFT25842	25/10/2012	JASON SIGNMAKERS	SIGNAGE SUPPLIES	751.96

Shire of Kalamunda				
Creditor Payments for the period 3 October to 25 October 2012				
Chq/EFT	Date	Name	Description	Amount \$
EFT25843	25/10/2012	3 VODAFONE HUTCHISON AUSTRALIA PTY LTD	COMMUNICATION EXPENSES	1,862.76
EFT25844	25/10/2012	FASTA COURIERS	COURIER FEES	403.36
EFT25845	25/10/2012	THE WATERSHED WATER SYSTEMS	RETICULATION PARTS FOR VARIOUS RESERVES	2,788.30
EFT25846	25/10/2012	MCINTOSH & SON	PLANT / VEHICLE PARTS	830.60
EFT25847	25/10/2012	KINETIC HEALTH GROUP LTD	PREPLACEMENT MEDICALS / BASELINE HEARING TESTS	1,023.00
EFT25848	25/10/2012	SANDGROPER SEPTICS	PUMPOUT SEPTIC TANKS AT VARIOUS LOCATIONS	374.88
EFT25849	25/10/2012	CANON AUSTRALIA PTY LTD	PHOTOCOPYING CHARGES	5.23
EFT25850	25/10/2012	ALSCO LINEN SERVICE	LINEN HIRE / LAUNDRY SERVICES	1,063.45
EFT25851	25/10/2012	BRADOCK PODIATRY SERVICES PTY LTD	PODIATRY SERVICES AT JACK HEALEY CENTRE	1,449.36
EFT25852	25/10/2012	DAYNITE TOWING SERVICE (WA) PTY LTD (FORMERLY MOBITOW PTY LTD)	TOWING SERVICES	176.00
EFT25853	25/10/2012	LINDLEY CONTRACTING	PLUMBING REPAIRS / MAINTENANCE FOR VARIOUS LOCATIONS	7,877.00
EFT25854	25/10/2012	KALA BOB KATS PTY LTD	PLANT EQUIPMENT AND OPERATOR HIRE FOR VARIOUS LOCATIONS	5,698.00
EFT25855	25/10/2012	DEPARTMENT OF PREMIER & CAB. STATE LAW PUBLISHER	GOVERNMENT GAZETTE ADVERTISING	181.56
EFT25856	25/10/2012	ACTIMED AUSTRALIA PTY LTD	MEDICAL SUPPLIES FOR PODIATRIST	494.05
EFT25857	25/10/2012	GRONBEK SECURITY	SECURITY KEY SERVICES TO VARIOUS SHIRE BUILDINGS	1,462.70
EFT25858	25/10/2012	GRIMES CONTRACTING PTY LTD	CONTRACTOR BUILDING MAINTENANCE FOR VARIOUS BUILDINGS	4,271.98
EFT25859	25/10/2012	ADASOUND	SOUND EQUIPMENT HIRE	50.00
EFT25860	25/10/2012	KENYON & COMPANY PTY LTD	PLANT / VEHICLE PARTS	260.70
EFT25861	25/10/2012	WA LIMESTONE COMPANY	ROAD MATERIALS FOR VARIOUS LOCATIONS	3,971.73
EFT25862	25/10/2012	WESTSIDE FIRE SERVICES	TESTING AND INSPECTION OF FIRE EQUIPMENT / SUPPLIES	2,591.60
EFT25863	25/10/2012	CORPORATE EXPRESS AUSTRALIA LTD	STATIONERY / OFFICE SUPPLIES	1,782.37
EFT25864	25/10/2012	HILL TOP TROPHIES (MILPROP WA)	SUPPLY OF NAME BADGES	34.65
EFT25865	25/10/2012	FULTON HOGAN INDUSTRIES PTY LTD	ROAD MATERIALS FOR VARIOUS LOCATIONS	54,490.00
EFT25866	25/10/2012	FOODWORKS FRESH FORRESTFIELD	GROCERY SUPPLIES	1,889.44

Shire of Kalamunda				
Creditor Payments for the period 3 October to 25 October 2012				
Chq/EFT	Date	Name	Description	Amount \$
EFT25867	25/10/2012	LESMURDIE SENIOR HIGH SCHOOL	HALL AND KEY BOND REFUND	350.00
EFT25868	25/10/2012	TL ENGINEERING (AUST) PTY LTD	PLANT / VEHICLE PARTS	375.00
EFT25869	25/10/2012	LO-GO APPOINTMENTS	HIRE OF TEMPORARY STAFF FOR DEPOT / ADMIN	13,138.87
EFT25870	25/10/2012	STAFFLINK INDUSTRIAL	HIRE OF TEMPORARY STAFF FOR DEPOT / ADMIN	3,515.96
EFT25871	25/10/2012	ALLCARE BUSY BEE PEST CONTROL	BEE REMOVAL AT VARIOUS LOCATIONS	220.00
EFT25872	25/10/2012	WORK CLOBBER (MIDLAND)	PROTECTIVE CLOTHING SUPPLIES	732.00
EFT25873	25/10/2012	FLEXI STAFF PTY.LTD.	HIRE OF TEMPORARY STAFF FOR DEPOT / ADMIN	371.27
EFT25874	25/10/2012	WESTERN EDUCTING SERVICE PTY LTD	BULK WASTE KERBSIDE COLLECTION / PLANT EQUIPMENT AND OPERATOR	135,220.76
EFT25875	25/10/2012	ONESTEEL DISTRIBUTION (MIDALIA STEEL)	PLANT / VEHICLE PARTS	394.74
EFT25876	25/10/2012	J BLACKWOOD & SON LIMITED	PROTECTIVE WEAR / SUPPLIES	5,395.29
EFT25877	25/10/2012	SLATER GARTRELL SPORTS	SUPPLY AND LAY PREMIUM SYNTHETIC TURF AS QUOTED PRACTISE NETS	2,494.80
EFT25878	25/10/2012	EASTERN HILLS SAWS AND MOWERS	PLANT / VEHICLE PARTS	2,416.60
EFT25879	25/10/2012	AIR LIQUIDE WA PTY LTD	GAS BOTTLE FACILITY FEE	107.05
EFT25880	25/10/2012	LOVEGROVE TURF SERVICES	TURF MAINTENANCE / SERVICES	26,604.71
EFT25881	25/10/2012	REPCO BRAKE & CLUTCH	PLANT / VEHICLE PARTS	42.90
EFT25882	25/10/2012	SEBASTIAN BUTCHERS	CATERING SUPPLIES	134.18
EFT25883	25/10/2012	ROTARY CLUB OF KALAMUNDA INC	HALL BOND REFUND	300.00
EFT25884	25/10/2012	BOLLIG DESIGN GROUP	ARCHITECTURAL SERVICES - PREPARATION OF CONCEPT DESIGN FOR WOODLUPINE DIGITAL LIBRARY AND COMMUNITY HUB	16,681.50
EFT25885	25/10/2012	CRABBS KALAMUNDA (IGA)	GROCERY SUPPLIES	541.84
EFT25886	25/10/2012	KALAMUNDA DISTRICT PIPE BAND	ENTERTAINMENT - WALK THE ZIG ZAG 2012	400.00
EFT25887	25/10/2012	CONTENT LIVING PTY LTD	FOOTPATH DEPOSITS REFUND	700.00
EFT25888	25/10/2012	DALE ALCOCK HOMES PTY LTD	FOOTPATH DEPOSIT REFUNDS	2,100.00
EFT25889	25/10/2012	CITY OF JOONDALUP	LIBRARY EXPENSES	547.80
EFT25890	25/10/2012	WATTLE GROVE VETERINARY HOSPITAL	VETERINARY FEES	55.00
EFT25891	25/10/2012	KALAMUNDA CAROLS BY CANDLELIGHT INC	ANNUAL GRANT - CAROLS BY CANDLELIGHT	4,000.00

Shire of Kalamunda				
Creditor Payments for the period 3 October to 25 October 2012				
Chq/EFT	Date	Name	Description	Amount \$
EFT25892	25/10/2012	GEM CAMERA CLUB INC	BOND REFUND FOR THE USE OF THE GALLERY ROOM AT THE ZIG ZAG CULTURAL CENTRE	800.00
EFT25893	25/10/2012	R FAUX	PART DOG REGISTRATION FEE REFUND	6.00
EFT25894	25/10/2012	HOMEBUYERS CENTRE	FOOTPATH DEPOSIT REFUND	1,400.00
EFT25895	25/10/2012	HIGH WYCOMBE CRICKET CLUB	TURF WICKET MAINTENANCE	140.00
EFT25896	25/10/2012	WACKER NEUSON AUSTRALIA PTY LTD	PLANT / VEHICLE PARTS	2,151.60
EFT25897	25/10/2012	QUALCON LABORATORIES	FOR COMPACTION CERTIFICATION OF NEW AMENITIES BUILDING SITE - PENETROMETER TEST	220.00
EFT25898	25/10/2012	ST JOHN AMBULANCE AUSTRALIA (WA) INC	FIRST AID COVER AT WALK THE ZIG ZAG. FIRST AID TRAINING COURSE. SUPPLY OF A FIRST AID KIT.	831.10
EFT25899	25/10/2012	WA & J KING PTY LTD	GARDEN SUPPLIES FOR VARIOUS LOCATIONS	665.00
EFT25900	25/10/2012	FINISHING TOUCH	BUS CLEANING / DETAILING	180.00
EFT25901	25/10/2012	COMMISSIONER OF POLICE	VOLUNTEER POLICE CHECKS	65.00
EFT25902	25/10/2012	NATRAD MIDVALE NORTHAM RADIATOR SPECIALISTS	PLANT / VEHICLE PARTS	403.70
EFT25903	25/10/2012	HAWLEY'S BOBCAT SERVICE	PLANT EQUIPMENT AND OPERATOR HIRE FOR VARIOUS LOCATIONS	8,629.50
EFT25904	25/10/2012	WILD SEASONS FLOWERS PTY LTD	FLOWER ARRANGEMENTS	225.00
EFT25905	25/10/2012	WURTH AUSTRALIA PTY LTD	PLANT / VEHICLE PARTS	585.23
EFT25906	25/10/2012	AABEL LINE MARKING	LINE MARKING FOR VARIOUS LOCATIONS	1,526.80
EFT25907	25/10/2012	WA HINO SALES & SERVICE	PLANT / VEHICLE PARTS	1,856.83
EFT25908	25/10/2012	CYCLING WESTERN AUSTRALIA	AUSTCYCLE BEGINNER COACHING COURSE FOR 6 WEEKS	1,450.00
EFT25909	25/10/2012	DIGITAL MAPPING SOLUTIONS	SYSTEM ADMINISTRATOR & CONFIGURATION AND TRAINING - IT STAFF	5,544.00
EFT25910	25/10/2012	J CORP PTY LTD	FOOTPATH DEPOSIT REFUND	2,350.00
EFT25911	25/10/2012	GHD PTY LTD	UNDERTAKE GAS MONITORING AT DAWSON PARK PRIMARY SCHOOL	14,070.53
EFT25912	25/10/2012	ZEE TAGS LTD	SUPPLY OF DOG TAGS	39.60
EFT25913	25/10/2012	C Y BOBCATS	PLANT EQUIPMENT AND OPERATOR HIRE FOR VARIOUS LOCATIONS	495.00

Shire of Kalamunda				
Creditor Payments for the period 3 October to 25 October 2012				
Chq/EFT	Date	Name	Description	Amount \$
EFT25914	25/10/2012	ACROD WA	PARKING PERMIT	146.00
EFT25915	25/10/2012	AMEREX FIRE (WA) (E FIRE AND SAFETY)	FIRE EQUIPMENT MAINTENANCE FOR VARIOUS LOCATIONS	4,988.50
EFT25916	25/10/2012	B & J CATALANO PTY LTD	ROAD MATERIALS FOR VARIOUS LOCATIONS	16,675.01
EFT25917	25/10/2012	HILL TOP GROUP PTY	CONTRACTOR BUILDING MAINTENANCE FOR VARIOUS BUILDINGS	20,453.97
EFT25918	25/10/2012	RNR CONTRACTING PTY LTD	ROAD MATERIALS FOR VARIOUS LOCATIONS	2,027.30
EFT25919	25/10/2012	A1 WALLISTON TREE SERVICES	TREE REMOVAL / PRUNING FOR VARIOUS LOCATIONS	1,595.00
EFT25920	25/10/2012	LIFTING BY DESIGN PTY LTD	PLANT / VEHICLE PARTS	456.50
EFT25921	25/10/2012	LIONS CLUB OF LESMURDIE (INC)	WALK THE ZIG ZAG - SAUSAGE SIZZLE	33.00
EFT25922	25/10/2012	HASTIE SERVICES PTY LTD	AIRCONDITIONING MAINTENANCE / REPAIRS FOR VARIOUS LOCATIONS	8,545.36
EFT25923	25/10/2012	QUICK CORPORATE AUST PTY LTD	STATIONERY & OFFICE SUPPLIES	5,290.79
EFT25924	25/10/2012	GREGORY NEIL & SUSAN ELIZABETH HAMBLETON	RATES REFUND	771.29
EFT25925	25/10/2012	COMMUNITY NEWSPAPER GROUP LTD	ADVERTISING FOR VARIOUS JOBS AND EVENTS	2,349.36
EFT25926	25/10/2012	ZIG ZAG COMMUNITY ARTS INC	KEY BOND REFUND	50.00
EFT25927	25/10/2012	RICHARD & CAROLINE A BABBAGE	RATES PROMPT PAYMENT INCENTIVE PRIZE	1,000.00
EFT25928	25/10/2012	PRIME CORPORATE PSYCHOLOGY SERVICES P/L	EMPLOYEE ASSISTANCE PROGRAMME	511.50
EFT25929	25/10/2012	SHENTON ENTERPRISES PTY LTD	CALIBRATION - POOL TESTING EQUIPMENT	165.00
EFT25930	25/10/2012	SAI GLOBAL LTD	SUPPLY OF AUSTRALIAN STANDARDS	16.90
EFT25931	25/10/2012	ACEGROUP ENTERPRISES PTY LTD	WORKS BOND REFUND - WAPC 142299	3,975.00
EFT25932	25/10/2012	CONCEPT MEDIA (KEY FACTORS)	ADVERTISING FOR SENIORS WEEK - HAVE A GO NEWS	288.20
EFT25933	25/10/2012	DIEBACK TREATMENT SERVICES	DIEBACK TREATMENT SERVICES	11,000.00
EFT25934	25/10/2012	OPUS INTERNATIONAL CONSULTANTS (PCA) LIMITED	PROVIDE DESIGNS FOR SEWAR UPGRADE AND ROAD DUPLICATION ABERNETHY ROAD-KALAMUNDA ROAD TO RAILWAY UNDERPASS	11,924.00
EFT25935	25/10/2012	ALL EARTH GROUP PTY LTD	GREEN WASTE REMOVAL / WASTE RECYCLING CHARGES	280.50
EFT25936	25/10/2012	ADRIAN L & EMILY J RICHARDS	RATES PROMPT PAYMENT INCENTIVE PRIZE	1,000.00
EFT25937	25/10/2012	PICKERING BROOK HERITAGE GROUP	DONATION	100.00

Shire of Kalamunda				
Creditor Payments for the period 3 October to 25 October 2012				
Chq/EFT	Date	Name	Description	Amount \$
EFT25938	25/10/2012	THE DAIMLER & LANCHESTER OWNERS CLUB OF WA	HALL AND KEY BOND REFUND	350.00
EFT25939	25/10/2012	PERTH AUDIOVISUAL	SUPPLY AND INSTALL SPEAKER SYSTEM AT DEPOT. REPLACEMENT AND INSTALLATION OF AMPLIFER AND SPEAKERS AT HARTFIELD PARK RECREATION CENTRE	5,581.57
EFT25940	25/10/2012	COCA-COLA AMATIL (AUST) PTY LTD	KIOSK SUPPLIES FOR HARTFIELD RECREATION CENTRE	1,724.95
EFT25941	25/10/2012	CONFECT - EXPRESS	KIOSK SUPPLIES FOR HARTFIELD RECREATION CENTRE	643.66
EFT25942	25/10/2012	G FORCE PRINTING	SUPPLY OF PRINTED STATIONERY STOCK	5,818.56
EFT25943	25/10/2012	T-QUIP	PLANT / VEHICLE PARTS	87.20
EFT25944	25/10/2012	STAMP - IT RUBBER STAMPS	OFFICE SUPPLIES	208.00
EFT25945	25/10/2012	HITACHI CONSTRUCTION MACHINERY	PLANT / VEHICLE PARTS	39.07
EFT25946	25/10/2012	ABAXA (WH LOCATION SERVICES)	SUPPLY UNDERGROUND SERVICE LOCATIONS AT VARIOUS LOCATIONS	489.50
EFT25947	25/10/2012	HILLS GOURMET	CATERING SUPPLIES	141.78
EFT25948	25/10/2012	DIRECT TRADES SUPPLY PTY LTD	HARDWARE SUPPLIES	1,369.14
EFT25949	25/10/2012	JLR PUMPS	PUMP REPAIRS / MANITENANCE	2,610.30
EFT25950	25/10/2012	GEMMILL HOMES	FOOTPATH DEPOSIT REFUNDS	2,850.00
EFT25951	25/10/2012	NINA ROSE	FACEPAINTING - WALK THE ZIG ZAG 2012	1,500.00
EFT25952	25/10/2012	MAYDAY EARTHMOVING	PLANT AND EQUIPMENT HIRE	1,386.00
EFT25953	25/10/2012	BGC CEMENT BAGGED PRODUCTS	ROAD MATERIALS SUPPLIES	1,160.06
EFT25954	25/10/2012	PATRICK KAYE WOLTJEN	RATES REFUND	856.47
EFT25955	25/10/2012	INSIGHT CCS PTY LTD	AFTER HOURS ANSWERING SERVICES	2,447.17
EFT25956	25/10/2012	DANIELLE RUST	HALL AND KEY BOND REFUND	350.00
EFT25957	25/10/2012	KALAMUNDA SWEEPING	ROAD / PATH SWEEPING AT VARIOUS LOCATIONS	6,375.63
EFT25958	25/10/2012	ELECTRICITY NETWORKS CORP T/A WESTERN POWER	SUPPLY AND INSTALLATION OF STREET LIGHTS ON BOORALIE WAY	1,695.00
EFT25959	25/10/2012	WOOLWORTHS LIMITED	GROCERIES	385.97
EFT25960	25/10/2012	SNAP PRINTING - MIDLAND	PRINTING OF BUSINESS CARDS FOR VARIOUS STAFF	780.00
EFT25961	25/10/2012	HILLS GAS SUPPLY	SUPPLY OF BOTTLED GAS FOR VARIOUS LOCATIONS	110.00
EFT25962	25/10/2012	TIMOTHY W GRABSKI & DEANNE M UPTON	RATES PROMPT PAYMENT INCENTIVE PRIZE	1,000.00
EFT25963	25/10/2012	KIM BAKER BALLET ACADEMY	HALL AND KEY BOND REFUND	350.00

Shire of Kalamunda				
Creditor Payments for the period 3 October to 25 October 2012				
Chq/EFT	Date	Name	Description	Amount \$
EFT25964	25/10/2012	UNIVERSAL PRODUCTIONS	SENIORS WEEK TICKET & FLYER PRINT	1,147.30
EFT25965	25/10/2012	EASTERN REGION SECURITY	SECURITY SERVICES TO VARIOUS SHIRE BUILDINGS	2,774.84
EFT25966	25/10/2012	G.D.CHARLTON	PODIATRY SERVICES AT JACK HEALEY CENTRE	768.60
EFT25967	25/10/2012	WEBSITE WEED & PEST PTY LTD	WEED CONTROL AT VARIOUS LOCATIONS	16,085.96
EFT25968	25/10/2012	SECURE TRAFFIC	TRAFFIC MANAGEMENT FOR VARIOUS LOCATIONS	32,554.50
EFT25969	25/10/2012	GOLDY MOTORS PTY LTD	PLANT / VEHICLE PARTS	193.60
EFT25970	25/10/2012	ENVIROCARE SYSTEMS	MAINTENANCE OF WATERLESS URINALS	635.80
EFT25971	25/10/2012	HUMES	DRAINAGE SUPPLIES FOR VARIOUS LOCATIONS	5,596.24
EFT25972	25/10/2012	PNEUMATIC SOLUTIONS AUSTRALIA	PLANT / VEHICLE PARTS	191.40
EFT25973	25/10/2012	BOYA EQUIPMENT PTY LTD	PLANT / VEHICLE PARTS	294.74
EFT25974	25/10/2012	BURMESE CAT CLUB OF WA	HALL BOND REFUND, LESS SECURITY CALL OUTS	187.25
EFT25975	25/10/2012	DEBORAH CORK	TRAVEL COMMUNITY VISITORS SCHEME REFUND	52.50
EFT25976	25/10/2012	HW & ASSOCIATES	FOR THE QUANTITY SURVEY AND PRELIMINARY COST - NORM SADLER VIEWING PLATFORM	1,320.00
EFT25977	25/10/2012	AUSTRALIAN SUPERANNUATION	SUPERANNUATION CONTRIBUTIONS	790.31
EFT25978	25/10/2012	ROAD SIGNS AUSTRALIA (ALLPACK SIGNS)	TRAFFIC PROTECTION PRODUCTS / SIGNAGE	169.95
EFT25979	25/10/2012	PIRTEK WELSHPOOL	PLANT / VEHICLE PARTS	1,070.66
EFT25980	25/10/2012	ROBIN DALE	BOND REFUND FOR THE USE OF THE GALLERY ROOM AT THE ZIG ZAG CULTURAL CENTRE	500.00
EFT25981	25/10/2012	NYREE WHARTON	VOLUNTEER TRAVEL REIMBURSEMENT	45.00
EFT25982	25/10/2012	MULTILEC ENGINEERING	QUARTERLY SERVICING & TESTING OF ELEVATORS	572.00
EFT25983	25/10/2012	MOWMASTER TURF EQUIPMENT	PLANT/VEHICLE PARTS	1,060.65
EFT25984	25/10/2012	TOWNLEY'S PLUMBING & GAS SERVICE	PLUMBING REPAIRS / MAINTENANCE FOR VARIOUS LOCATIONS	495.00
EFT25985	25/10/2012	PETER TUCATS SUPERANNUATION FUND	SUPERANNUATION CONTRIBUTIONS	229.73
EFT25986	25/10/2012	BURKEAIR	AIR-CONDITIONING REPAIRS / MAINTENANCE	651.75
EFT25987	25/10/2012	DRAINFLOW SERVICES PTY LTD	CLEANING / MAINTAINING STORM WATER DRAINS	30,253.30
EFT25988	25/10/2012	BINDALE SUPERANNUATION FUND	SUPERANNUATION CONTRIBUTIONS	66.74
EFT25989	25/10/2012	ROBERT J VELTMAN	FOOTPATH DEPOSIT REFUND	700.00
EFT25990	25/10/2012	STEVEN BEECH	KEY BOND REFUND	50.00

Shire of Kalamunda				
Creditor Payments for the period 3 October to 25 October 2012				
Chq/EFT	Date	Name	Description	Amount \$
EFT25991	25/10/2012	THE TYRE DOCTOR	PLANT / VEHICLE PARTS	2,839.50
EFT25992	25/10/2012	NEVERFAIL SPRINGWATER LTD (PETER ANDERTON CEN)	BOTTLED WATER SUPPLIES / MAINTENANCE	72.50
EFT25993	25/10/2012	WEST COAST PROFILERS PTY LTD	PLANT EQUIPMENT HIRE	12,301.30
EFT25994	25/10/2012	TRUCK CENTRE WA PTY LTD	PLANT / VEHICLE PARTS	247.90
EFT25995	25/10/2012	EZE CONSTRUCTIONS	PLANNING APPLICATION FEE REFUND	539.84
EFT25996	25/10/2012	LOCHNESS LANDSCAPE SERVICES	MOWING OF VARIOUS RESERVES	13,200.00
EFT25997	25/10/2012	MARRA & ASSOCIATES	ENGINEERING DESIGN AND SPECIFICATION FOR KALAMUNDA WATER PARK WITH DISABLED TOILET WITH ACCESS	660.00
EFT25998	25/10/2012	VERA MURRAY	TRAVEL COMMUNITY VISITORS SCHEME REFUND	52.50
EFT25999	25/10/2012	LIBERTY OIL WESTERN AUSTRALIA PTY LTD	FUEL	21,859.13
EFT26000	25/10/2012	PH CONCRETE	FOOTPATH MAINTENANCE / REPAIRS FOR VARIOUS LOCATIONS	30,228.55
EFT26001	25/10/2012	BRONWYN BRESLAND	HALL AND KEY BOND REFUND	350.00
EFT26002	25/10/2012	STATE WIDE TURF SERVICES	TURF SUPPLIES / MAINTENANCE FOR VARIOUS LOCATIONS	16,434.35
EFT26003	25/10/2012	UNIQCQ (WA) PTY LTD	PLANT AND VEHICLE MANAGEMENT BUREAU SERVICE - SEPTEMBER 2012	3,198.80
EFT26004	25/10/2012	VANESSA ROBINSON	REIMBURSEMENT OF VARIOUS COSTS	122.38
EFT26005	25/10/2012	KOTT GUNNING LAWYERS	LEGAL ADVICE	2,185.17
EFT26006	25/10/2012	JORGE'S CONTRACTING SERVICES	CLEANING SERVICES AT PETER ANDERTON CENTRE	2,412.85
EFT26007	25/10/2012	BENCHMARK MAINTENANCE SERVICES	CONTRACTOR BUILDING MAINTENANCE VARIOUS BUILDINGS	1,375.00
EFT26008	25/10/2012	GKR KARATE AUSTRALIA PTY LTD	HALL BOND REFUND	300.00
EFT26009	25/10/2012	DAVLEY BUILDING PTY LTD T/AS GRANNY FLATS WA	FOOTPATH DEPOSIT REFUND	700.00
EFT26010	25/10/2012	GT AUTOMOTIVE FASTENERS	PLANT / VEHICLE PARTS	92.00
EFT26011	25/10/2012	MI CONSTRUCTIONS WA PTY LTD	FOOTPATH DEPOSIT REFUND	700.00
EFT26012	25/10/2012	FONZ'S BOBCAT & TRUCK HIRE	PLANT EQUIPMENT AND OPERATOR HIRE FOR VARIOUS LOCATIONS	7,819.20

Shire of Kalamunda				
Creditor Payments for the period 3 October to 25 October 2012				
Chq/EFT	Date	Name	Description	Amount \$
EFT26013	25/10/2012	BEAVER TREE SERVICES	TREE REMOVAL / PRUNING FOR VARIOUS LOCATIONS	3,520.00
EFT26014	25/10/2012	VISION SUPER PTY LTD	SUPERANNUATION CONTRIBUTIONS	713.30
EFT26015	25/10/2012	RYLAN PTY LTD	SUPPLY OF KERBING AT VARIOUS COSTS	8,515.65
EFT26016	25/10/2012	POCKETPHONE COMMUNICATIONS	PHONE CRADLE INSTALLATION AT FIRE STATION	275.00
EFT26017	25/10/2012	KIDS WACKY WAGON	ENTERTAINMENT - WALK THE ZIG ZAG 2012	430.00
EFT26018	25/10/2012	DEPARTMENT OF HEALTH - HEALTH CORPORATE NETWORK	FOR THE SHARED PAYMENT OF AIRCONDITIONING INSTALLATION AT THE FORRESTFIELD CHILD HEALTH CENTRE (WOODLUPINE) AS AGREED WITH THE DEPARTMENT OF HEALTH	3,840.00
EFT26019	25/10/2012	ALISHA JANE HEGARTY	HALL AND KEY BOND REFUND	350.00
EFT26020	25/10/2012	FIRE 4 HIRE	VERGE / RESERVE MAINTENANCE AT VARIOUS LOCATIONS	3,720.50
EFT26021	25/10/2012	FUJI XEROX AUSTRALIA PTY LTD	PHOTOCOPYING CHARGES	7,829.43
EFT26022	25/10/2012	JENNIFER DE YOUNG	VOLUNTEER TRANSPORT REIMBURSEMENT REFUND	313.70
EFT26023	25/10/2012	OZWIRE ELECTRICAL PTY LTD	ELECTRICAL WORK AT VARIOUS SHIRE SITES	4,644.53
EFT26024	25/10/2012	JOMY MATHAI	CROSSOVER CONTRIBUTION	385.00
EFT26025	25/10/2012	VICTORIA PHYSIOTHERAPY GROUP	PRE-EMPLOYMENT MUSCULO-SKELETAL ASSESSMENT	125.00
EFT26026	25/10/2012	PLACER MANAGEMENT GROUP	HIRE OF TEMPORARY STAFF FOR ADMIN	1,973.82
EFT26027	25/10/2012	IT MANAGEMENT ASSOCIATES	CONSULTANT SERVICES - IT SUPPORT SERVICES	440.00
EFT26028	25/10/2012	PERTH HILLS JAZZ ORCHESTRA INC. (PHJO)	ENTERTAINMENT - WALK THE ZIG ZAG 2012	1,000.00
EFT26029	25/10/2012	KEN WYATT MP	KEY BOND REFUND	50.00
EFT26030	25/10/2012	BETA SOUVENIRS	MERCHANDISE SOLD AT THE ZIG ZAG CULTURAL CENTRE	811.77
EFT26031	25/10/2012	BANANAS THE CLOWN	OCTOBER SCHOOL HOLIDAY PROGRAM	195.00
EFT26032	25/10/2012	STRATEGEN ENVIRONMENTAL CONSULTANTS	WATER MONITORING AT MOIRA AVENUE. HYDROLOGY ASSESSMENT FORRESTFIELD - MONITORING PROGRAMME	1,782.07
EFT26033	25/10/2012	AROUNDABOUT GARDENING SERVICES	VERGE / GARDEN MAINTENANCE FOR VARIOUS LOCATIONS	2,029.50

Shire of Kalamunda				
Creditor Payments for the period 3 October to 25 October 2012				
Chq/EFT	Date	Name	Description	Amount \$
EFT26034	25/10/2012	LEWIS FAMILY TRUST	INSTALLATION OF COMMUNICATIONS LINE TO OLD LESMURDIE SCOUT HALL - KALAMUNDA MENS SHED FOR COMMUNICATIONS AND SECURITY	954.80
EFT26035	25/10/2012	CREATING COMMUNITIES AUSTRALIA PTY LTD	COMMUNITY CONSULTATION ENGAGEMENT FOR YORK ROAD DEVELOPMENT	2,564.38
EFT26036	25/10/2012	KYLIE WARD	HALL AND KEY BOND REFUND	550.00
EFT26037	25/10/2012	ARUNKUMAR BANGALORE APPAJI	CROSSOVER CONTRIBUTION	350.00
EFT26038	25/10/2012	EYEZON PTY LTD	MONTHLY WHAT'S ON IN PERTH, FREMANTLE AND SURROUNDS ADVERTISEMENT	449.00
EFT26039	25/10/2012	RISK MANAGEMENT TECHNOLOGIES PTY LTD	CHEM ALERT SYSTEM LICENCE RENEWAL	5,044.60
EFT26040	25/10/2012	AMCOR RECYCLING	WASTE CARDBOARD RECYCLING CHARGES	422.40
EFT26041	25/10/2012	DYMOCKS MIDLAND GATE	LIBRARY SUPPLIES	887.28
EFT26042	25/10/2012	SAFE T CARD MARKETING PTY LTD	MONTHLY CHARGES FOR SAFE T CARD	33.00
EFT26043	25/10/2012	BURGESS DESIGN GROUP	PREPARATION OF CONCEPT AND SUBDIVISION PLANS FOR LOT 106 HALE ROAD, FORRESTFIELD	4,751.45
EFT26044	25/10/2012	HARDEY MCMURRICK	OCTOBER SCHOOL HOLIDAY PROGRAM - FORRESTFIELD LIBRARY	400.00
EFT26045	25/10/2012	HANDS-ON INFECTION CONTROL	HEPATITIS VACCINATIONS & BLOOD TESTS	237.60
EFT26046	25/10/2012	RAJESH MALDE	REIMBURSEMENT OF VARIOUS COSTS	148.10
EFT26047	25/10/2012	AURENDA TRAINING SERVICES PTY LTD	REGISTRATION FOR 1 STAFF TO ATTEND OCCUPATIONAL SAFETY AND HEALTH REPS REFRESHER COURSE	500.00
EFT26048	25/10/2012	MPJ (WA) PTY LTD	SUPERANNUATION CONTRIBUTIONS	414.00
EFT26049	25/10/2012	ROCKWATER PTY LTD	TO PROVIDE STAGE 2 OF HYDROLOGEOLOGIST STUDY FOR HARTFIELD PARK WATER PROOFING STRATEGY	638.00
EFT26050	25/10/2012	NICOLA NYSEN	HALL AND KEY BOND REFUND	350.00
EFT26051	25/10/2012	KISS CAFE WELSHPOOL	WALK THE ZIG ZAG - COFFEE SERVICE	105.50
EFT26052	25/10/2012	SRI CHINMOY CENTRE	HALL BOND REFUND	300.00
EFT26053	25/10/2012	KLEYWEG CONSULTING T/A KC TRAFFIC & TRANSPORT	FORRESTFIELD INDUSTRIAL AREA STAGE 1 TRAFFIC	2,079.00
EFT26054	25/10/2012	DAVID SOCORRO	PART DOG REGISTRATION REFUND	57.00

Shire of Kalamunda				
Creditor Payments for the period 3 October to 25 October 2012				
Chq/EFT	Date	Name	Description	Amount \$
EFT26055	25/10/2012	AUSTRALIAN COMMUNITY TRANSPORT ASSOCIATION (ACTA)	REGISTRATION FOR 1 STAFF TO ATTEND - 'MAKING CONNECTIONS INAUGURAL NATIONAL CONFERENCE 2012'	450.00
EFT26056	25/10/2012	GREG CROWE - HOVEA POTTERY	PAYMENT TO CONSIGNMENT SUPPLIER FOR GOODS SOLD - 31/8/12 - 30/9/12	84.00
EFT26057	25/10/2012	PERTH SAFETY PRODUCTS	SUPPLY OF SAFETY PRODUCTS	1,375.00
EFT26058	25/10/2012	DMC CLEANING	CLEANING OF VARIOUS COUNCIL BUILDINGS	46,181.14
EFT26059	25/10/2012	CUROST MILK SUPPLY	MILK SUPPLY FOR ADMINISTRATION	208.23
EFT26060	25/10/2012	MICRO PRODUCTS AUSTRALIA	SUPPLY OF A MICROCHIP SCANNER	875.60
EFT26061	25/10/2012	GREEN HEART	KALAMUNDA LIVING SMART COURSE CA FACILITATION	1,044.00
EFT26062	25/10/2012	DFP RECRUITMENT SERVICES PTY LTD	LABOUR/TEMP HIRE	13,236.43
EFT26063	25/10/2012	BE LIVING SMART INC	LIVING SMART COURSE - TERM 4 2012	440.00
EFT26064	25/10/2012	HIGH WYCOMBE LITTLE ATHLETICS	KIDSPORT FUNDING FOR VARIOUS PLAYERS	200.00
EFT26065	25/10/2012	JTAGZ PTY LTD	SUPPLY OF WRAP STRAP DOG TAGS	1,716.00
EFT26066	25/10/2012	SMART URBAN PTY LTD	SUPPLY OF SMART TAPER UNITS	1,562.00
EFT26067	25/10/2012	WESTERN AUSTRALIAN LIBRARY TECHNICIANS GROUP	HALL BOND REFUND	300.00
EFT26068	25/10/2012	LESMURDIE WARRIORS NETBALL CLUB	KIDSPORT FUNDING FOR VARIOUS PLAYERS	1,710.00
EFT26069	25/10/2012	JENNY BURNSIDE	REFUND OF KIDS COOKING CLASS FOR MONDAY 15/10/12	22.50
EFT26070	25/10/2012	HOMESTYLE FURNITURE	CONSULTING SERVICES FOR INTERIOR DESIGN AND PAINTING	95.00
EFT26071	25/10/2012	PAUL AMYES PHOTOGRAPHY	SALE OF ARTWORK - SPRING IN THE HILLS EXHIBITION - WHITE SPIDER ORCHID	84.00
EFT26072	25/10/2012	IAN JORGENSEN PHOTOGRAPHY	SALE OF ARTWORK - SPRING IN THE HILLS EXHIBITION - QUEEN MARY	35.00
EFT26073	25/10/2012	SHIRLEY MILBURN	SALE OF ARTWORK - SPRING IN THE HILLS EXHIBITION - SOUTH LEDGE	206.50
EFT26074	25/10/2012	GERARD THOMAS	REIMBURSEMENT OF VARIOUS COSTS	90.10
EFT26075	25/10/2012	FIT TO CHEER PANTHERS	HALL AND KEY BOND REFUND	350.00
EFT26076	25/10/2012	DAVID BELL	REIMBURSEMENT OF PAYMENT MADE IN ERROR	300.00

Shire of Kalamunda				
Creditor Payments for the period 3 October to 25 October 2012				
Chq/EFT	Date	Name	Description	Amount \$
66165	11/10/2012	HOSPITAL BENEFIT FUND OF WA	PAYROLL DEDUCTIONS	388.55
66166	11/10/2012	AUSTRALIAN SERVICES UNION	PAYROLL DEDUCTIONS	206.10
66167	11/10/2012	MUNICIPAL EMPLOYEES UNION	PAYROLL DEDUCTIONS	368.60
66168	11/10/2012	TELSTRA CORPORATION	TELEPHONE EXPENSES	20,384.83
66169	11/10/2012	WATER CORPORATION	WATER EXPENSES	4,823.95
66170	11/10/2012	BCITF	LEVY FEE	22,222.19
66171	11/10/2012	SYNERGY	POWER CHARGES	128,504.13
66172	11/10/2012	BUILDING COMMISSION	BUILDING LEVY	19,587.76
66173	11/10/2012	FORRESTFIELD LITTLE ATHLETICS CLUB	KIDSPORT FUNDING FOR VARIOUS PLAYERS	1,050.00
66174	11/10/2012	CASH - KALAMUNDA LIBRARY	PETTY CASH REIMBURSEMENT	135.85
66175	11/10/2012	CASH - FORRESTFIELD LIBRARY	PETTY CASH REIMBURSEMENT	124.15
66176	11/10/2012	CASH - HARTFIELD PARK	PETTY CASH REIMBURSEMENT	135.50
66177	11/10/2012	WESTSCHEME SUPERANNUATION	SUPERANNUATION CONTRIBUTIONS	547.25
66178	11/10/2012	REST SUPERANNUATION	SUPERANNUATION CONTRIBUTIONS	531.52
66179	11/10/2012	AMP RETIREMENT SAVINGS ACCOUNT	SUPERANNUATION CONTRIBUTIONS	393.69
66180	11/10/2012	COGNET NOMINEES PTY LTD ACF MAP SUPER FUND	SUPERANNUATION CONTRIBUTIONS	83.73
66181	11/10/2012	COLONIAL 1ST STATE SUPERANNUATION	SUPERANNUATION CONTRIBUTIONS	754.39
66182	11/10/2012	HESTA SUPER FUND	SUPERANNUATION CONTRIBUTIONS	725.00
66183	11/10/2012	AMPLIFE LIMITED	SUPERANNUATION CONTRIBUTIONS	83.50
66184	11/10/2012	MEDICAL & ASSOCIATED PROFESSIONALS SUPER FUND	SUPERANNUATION CONTRIBUTIONS	83.12
66185	11/10/2012	CASH - MEALS ON WHEELS	PETTY CASH REIMBURSEMENT	505.00
66186	11/10/2012	CASH - KALAMUNDA HACC	PETTY CASH REIMBURSEMENT	579.40
66187	11/10/2012	ANZ SUPER ADVANTAGE	SUPERANNUATION CONTRIBUTIONS	190.47
66188	11/10/2012	AMP SUPER LEADER	SUPERANNUATION CONTRIBUTIONS	71.83
66189	11/10/2012	ING INTEGRA PERSONAL SUPER	SUPERANNUATION CONTRIBUTIONS	49.78
66190	11/10/2012	UNISUPER	SUPERANNUATION CONTRIBUTIONS	237.43
66191	11/10/2012	HOSTPLUS PTY LTD	SUPERANNUATION CONTRIBUTIONS	388.24
66192	11/10/2012	AUSTRALIAN RETIREMENT FUND - ARF ADMINISTRATION	SUPERANNUATION CONTRIBUTIONS	117.27

Shire of Kalamunda				
Creditor Payments for the period 3 October to 25 October 2012				
Chq/EFT	Date	Name	Description	Amount \$
66193	11/10/2012	COMMONWEALTH SUPERSELECT	SUPERANNUATION CONTRIBUTIONS	91.74
66194	11/10/2012	MACQUARIE WRAP	SUPERANNUATION CONTRIBUTIONS	490.08
66196	17/10/2012	DAVID MCGRATH	GRATUITY PAYMENT ON RETIREMENT - COMMENCED WITH THE SHIRE 08/10/1984	1,200.00
66197	25/10/2012	RUDOLF & CATHERINE MORGAN	RATES PROMPT PAYMENT INCENTIVE PRIZE	1,000.00
66198	25/10/2012	RAYMOND & ANN GREAVES	RATES REFUND	417.88
66199	25/10/2012	ROBERT W & RENEE M ROBERTS	RATES PROMPT PAYMENT INCENTIVE PRIZE	1,000.00
66200	25/10/2012	HOSPITAL BENEFIT FUND OF WA	PAYROLL DEDUCTIONS	388.55
66201	25/10/2012	AUSTRALIAN SERVICES UNION	PAYROLL DEDUCTIONS	206.10
66202	25/10/2012	MUNICIPAL EMPLOYEES UNION	PAYROLL DEDUCTIONS	407.40
66203	25/10/2012	TELSTRA CORPORATION	TELEPHONE EXPENSES	148.03
66204	25/10/2012	SYNERGY	POWER CHARGES	42,685.22
66205	25/10/2012	ALINTA ENERGY	GAS CHARGES	607.25
66206	25/10/2012	DIRECTOR OF LICENSING SERVICES	NUMBER PLATES	330.00
66207	25/10/2012	WAR WAR & JOANNES ANDERSON	RATES PROMPT PAYMENT INCENTIVE PRIZE	1,000.00
66208	25/10/2012	WA CONSERVATION OF RAPTORS	KIDS ENTERTAINMENT - WALK THE ZIG ZAG	200.00
66209	25/10/2012	CASH - ADMIN	PETTY CASH REIMBURSEMENT	606.70
66210	25/10/2012	CASH - FORRESTFIELD LIBRARY	PETTY CASH REIMBURSEMENT	135.18
66211	25/10/2012	CASH - HARTFIELD PARK	PETTY CASH REIMBURSEMENT	126.95
66212	25/10/2012	WESTSCHEME SUPERANNUATION	SUPERANNUATION CONTRIBUTIONS	542.20
66213	25/10/2012	REST SUPERANNUATION	SUPERANNUATION CONTRIBUTIONS	769.98
66214	25/10/2012	AMP RETIREMENT SAVINGS ACCOUNT	SUPERANNUATION CONTRIBUTIONS	468.59
66215	25/10/2012	COGNET NOMINEES PTY LTD ACF MAP SUPER FUND	SUPERANNUATION CONTRIBUTIONS	89.19
66216	25/10/2012	COLONIAL 1ST STATE SUPERANNUATION	SUPERANNUATION CONTRIBUTIONS	754.69
66217	25/10/2012	HESTA SUPER FUND	SUPERANNUATION CONTRIBUTIONS	687.32
66218	25/10/2012	AMPLIFE LIMITED	SUPERANNUATION CONTRIBUTIONS	72.84
66219	25/10/2012	MEDICAL & ASSOCIATED PROFESSIONALS SUPER FUND	SUPERANNUATION CONTRIBUTIONS	15.78
66220	25/10/2012	CASH - MEALS ON WHEELS	PETTY CASH REIMBURSEMENT	375.00
66221	25/10/2012	CASH - KALAMUNDA HACC	PETTY CASH REIMBURSEMENT	267.60

Shire of Kalamunda				
Creditor Payments for the period 3 October to 25 October 2012				
Chq/EFT	Date	Name	Description	Amount \$
66222	25/10/2012	ANZ SUPER ADVANTAGE	SUPERANNUATION CONTRIBUTIONS	190.47
66223	25/10/2012	AMP SUPER LEADER	SUPERANNUATION CONTRIBUTIONS	91.03
66224	25/10/2012	ING INTEGRA PERSONAL SUPER	SUPERANNUATION CONTRIBUTIONS	119.47
66225	25/10/2012	UNISUPER	SUPERANNUATION CONTRIBUTIONS	237.43
66226	25/10/2012	HOSTPLUS PTY LTD	SUPERANNUATION CONTRIBUTIONS	345.56
66227	25/10/2012	AUSTRALIAN RETIREMENT FUND - ARF ADMINISTRATION	SUPERANNUATION CONTRIBUTIONS	120.85
66228	25/10/2012	COMMONWEALTH SUPERSELECT	SUPERANNUATION CONTRIBUTIONS	140.10
66229	25/10/2012	JUST SPECTACLES	SUPPLY REPAIR TO ONE PAIR OF SPECTACLES	228.00
66230	25/10/2012	MACQUARIE WRAP	SUPERANNUATION CONTRIBUTIONS	490.08
66231	25/10/2012	WATER CORPORATION SUPERANNUATION PLAN	SUPERANNUATION CONTRIBUTIONS	117.05
				2,931,587.36

Declaration of financial / conflict of interests to be recorded prior to dealing with each item.

80 Monthly Financial Statements for the Three Months to 30 September 2012

Previous Items	N/A
Responsible Officer	Director Corporate & Community Services
Service Area	Finance
File Reference	FIR-SRR-006
Applicant	N/A
Owner	N/A
Attachment 1	Draft Statements of Financial Activity for the Three Months to 30 September 2012 incorporating the following: <ul style="list-style-type: none">• Statement of Comprehensive Income by Program• Statement of Comprehensive Income by Nature and Type• Rate Setting Statement including net current funding position• Statement of Financial Position• Statement of Equity• Statement of Cash Flows• Schedule of Reserve Accounts Balances• Investment Schedule

PURPOSE

1. To provide Council with financial reports on the activity of the Shire of Kalamunda with indications of performance against adopted budget.

BACKGROUND

2. The Statement of Financial Activity (Attachment 1), incorporating various sub-statements, has been prepared in accordance with the requirement of the *Local Government Act 1995, Local Government (Financial Management) Regulations 1996* (Regulation 34).

DETAILS

3. The *Local Government Act 1995* requires Council to adopt a percentage or value to be used in reporting variances against Budget. Council adopted on 8 August 2012 the reportable variances of 5% or \$5,000 whichever is greater.
4. The adopted percentage on value is applied at Program level and where applicable for the commentary and detail is provided.

Financial Commentary

Statement of Comprehensive Income by Nature and Type for the Three Months to 30 September 2012

5. This Statement reveals a net result of a surplus of \$24,076,729 against budget for the same period of \$23,763,712.

Revenue

6. Total Revenue is slightly under budget by \$434,175. This is made up as follows:
- Rates are over budget by \$50,811. The variance is as a result of \$65,584 interim rates generated for the month which is a catch up of outstanding schedules that have come from Landgate.
 - Operating Grants and Subsidies and Contributions, Reimbursements and Donations are lower than budget by \$291,819. Of this \$289,624 relates to the quarterly grant receivable from the grants commission due to a timing difference.
 - Fees and Charges were under budget by \$109,585 with the major variances coming from waste bin service charges under predicated budget by \$120,091. This is due to an over estimate in bin services projected in in the budget. This will need to be adjusted at budget review.
 - Interest earnings are under budget by \$26,020, mainly as a result of depletion of cash balance in July and in August. The Shire is dependent on receipt of rates monies and collections which commenced in September 2012.
 - Additionally the deposit rates have dropped another 50 basis points since the budget was compiled and the inability of the Shire's system to be able to charge instalment interest on outstanding rates balances will result in a significant correction of the interest revenue in the budget review.
7. Other revenue is under budget by \$58,102 due to the unpredictability in collections of various fines and penalties.

Budget Variances Reported

Expenditure

8. Total expenses are under budget by \$706,216. This is largely due to the delays in budget approval process. The key variances are summarised as follows:
- "Employment Costs" are well under budget by \$261,150 relating to some vacant positions.
 - "Materials and Contracts" \$560,338 are under budget mainly due to project activities being deferred until the budget was approved.
 - Utilities were over by \$99,433 with approximately \$51,000 related to higher street lighting billing than forecasted. Synergy have yet to provide online access to accounts which would enable better analysis of costs and implementation of cost saving strategies.
 - Insurance expense is slightly under by \$20,337 attributed to lower plant insurance premiums by \$18,764.

-
- Other expenditure is lower than budget by \$12,784 arising from projects being deferred until the budget was approved.
9. The interest expense is slightly higher than budget by \$1,756 which is within the Council's reporting threshold. The amounts paid are in accordance with the debenture schedule.
10. Depreciation, although a non-cash cost, is tracking above budget, \$47,205. This relates mainly to the building and infrastructure assets categories.

Non-Operating Grants

11. Non-Operating Grants are under budget by \$725,839. This component is made up of various infrastructure projects for which works are in progress and billing is yet to be done. Major road projects underway are Abernethy Road and Mundaring Weir Road which are grant funded.

Profit on Asset Disposals

12. There were two properties disposed of in the month of September. These were:
- The last two remaining lots for Smokebush Estate, East Welshpool Road worth a total of \$531,803 before costs and GST.

Statement of Comprehensive Income by Program for the Three Months to 30 September 2012

13. The overall results comments are as above and generally each Program is within accepted budget except for Community Amenities, and Recreation and Culture and Other Property and Services. These are principally due to timing differences.

Rate Setting Statement for the Three Months to 30 September 2012

14. This Statement compares the actual to date with the Annual Budget.
15. The results to 30 September 2012 reveal a surplus of \$26,033,609. This was mainly made up of:
- Rates generation which includes rates, bin services and pool inspections charged at the beginning of the year.
 - There were deferred capital works of approximately \$2,842,926 due to the budget being approved in August.
 - Deferred operating projects to August.
16. The current balance of \$26,033,609 is above the budget figure of \$23,181,883 due to project based activities reflected above and for which there is now a catch up in progress.

Investments as at 30 September 2012

17. A total of \$29.471 million [including \$969,541 overdraft facility] is in term deposits or online saving accounts. This represents a net increase of \$12.1 million in cash deposits as a consequence of revenue from property sales and

the commencement of Rate/Bin Service charges payments. The above is made up of:

- Municipal Funds \$15,267,303
- Reserve Funds \$3,649,313
- Trust Monies \$10,554,505 (includes amounts for Public Open Space of \$2,228,449)

18. Average interest rates on term deposits have dropped as indicated previously by an average of 50 basis points and are now between 4.8% and 5.75% with renewals trending at 4.6 to 4.8%. Reserve Bank of Australia has not changed its cash rate in the month of September which is at 3.5% although there is a high probability of a 25-50 basis point cut in the coming months as trade conditions in mainly the commodity market worsen coupled with poor performance in the European and US markets.
19. All deposits met the Investment Policy requirements and are no longer than 120 days.

Statement of Financial Position as at 30 September 2012

20. Net Current Assets (Current Assets less Current Liabilities) is in positive territory by \$27.25 million mainly due to the rates generation which includes billings for Rates, Bin Services and Pool Inspection fees. The cash position is showing a massive increase of \$10.5 million with a balance of \$18.25 million. This is mainly attributed to the rates instalment date of 18 September 2012 by which ratepayers paying by instalments must pay their two or four instalment payment by that date to become eligible.
21. Trade and other receivables comprise of rates and sundry debtors totalling \$15.92 million outstanding.
22. The rates balance has reduced by \$16.04 million to \$13.496 million which represents a collection rate of 49.1% to date. Considering that rates collection rate at the end of August was just 9.4%, this is a commendable effort by the rates team.
23. The Sundry debtors report is showing \$183,252 outstanding. The main overdue debtors are:
- Forrestfield United Soccer Club WA Inc with \$28,553 outstanding for loan payment and reserve hire.
 - Kalamunda & Districts Netball Club with \$14,993 outstanding for court re-surfacing costs.
 - Kalamunda Club Inc with \$17,109 for loan instalment due.
 - Town of Kwinana with \$9,428 for long service Leave payable.
24. Fixed Assets have reduced by \$923,024 after depreciation mainly due to the delay in works with the budget not having being approved till August. It should also be noted that there are \$2.84 million work of capital works in the pipeline which will compensate for this shortfall.

-
25. Provisions currently stand at \$2.13 million representing a reduction of over \$200,000 from August which is a positive sign as staff take leave reducing the Shire's liability.
26. Long term borrowings are at \$7.9 million with the inclusion of two new loans last year:
- Kalamunda Water Park at \$1.85 million.
 - Refuse Trucks at \$1.15 million. The purpose of this loan was reviewed in Budget 2012/2013 to fund the Swimming Pool project.

STATUTORY AND LEGAL IMPLICATIONS

27. The *Local Government Act 1995* and the *Local Government (Financial Management) Regulations* require that we present a monthly financial activity statement.

POLICY IMPLICATIONS

28. Nil.

PUBLIC CONSULTATION/COMMUNICATION

29. Nil.

FINANCIAL IMPLICATIONS

30. Nil.

STRATEGIC AND SUSTAINABILITY IMPLICATIONS

Strategic Planning Implications

31. *Shire of Kalamunda Strategic Plan 2009-2014*
Strategy 5.5.2 Provide financial services to support Council's operations and to meet sustainability planning, reporting and accountability requirements.

Sustainability Implications

Social Implications

32. Nil.

Economic Implications

33. Nil.

Environmental Implications

34. Nil.

OFFICER COMMENT

35. All comments are contained within the "Details" area of this report.

COMMITTEE RECOMMENDATION TO COUNCIL (C&C 80/2012)

Voting Requirements: Simple Majority

That Council:

1. Receives the monthly financial statements for the three months to 30 September 2012, which comprises:
 - Statement of Comprehensive Income by Program
 - Statement of Comprehensive Income by Nature and Type
 - Rate Setting Statement including net funding position
 - Statement of Financial Position
 - Equity Statement
 - Statement of Cash flows
 - Reserve Balances Statement
 - Investment Schedule

Moved: **Cr Margaret Thomas**

Seconded: **Cr Noreen Townsend**

Vote: **CARRIED UNANIMOUSLY (10/0)**

Attachment 1

**SHIRE OF KALAMUNDA
STATEMENT OF COMPREHENSIVE INCOME
BY PROGRAM
FOR THE 3 MONTHS TO 30 SEPTEMBER 2012**

	30/09/2012 Actual \$	30/09/2012 Budget \$	2012-13 Budget \$	30/09/2011 Actual \$
REVENUE				
Governance	0	2,907	11,639	98
General Purpose Funding	25,819,471	26,043,688	28,866,258	23,854,936
Law, Order, Public Safety	74,172	89,764	359,089	59,119
Health	65,094	23,499	94,049	50,881
Education and Welfare	1,099,300	1,002,311	3,506,523	1,007,217
Community Amenities	8,051,550	7,386,686	12,054,088	7,450,579
Recreation and Culture	277,381	537,658	2,481,039	522,025
Transport	10,458	637,224	3,222,434	1,721,620
Economic Services	225,706	212,022	586,221	195,046
Other Property and Services	39,866	97,632	390,566	266,183
	<u>35,662,997</u>	<u>36,033,391</u>	<u>51,571,906</u>	<u>35,127,704</u>
EXPENSES EXCLUDING FINANCE COSTS				
Governance	(657,047)	(664,448)	(2,557,652)	(617,303)
General Purpose Funding	(140,991)	(178,736)	(687,690)	(312,223)
Law, Order, Public Safety	(350,385)	(410,970)	(1,562,502)	(380,991)
Health	(225,819)	(230,790)	(874,196)	(191,582)
Education and Welfare	(842,619)	(1,009,141)	(4,005,746)	(883,883)
Community Amenities	(2,350,040)	(2,701,563)	(10,706,963)	(1,841,722)
Recreation & Culture	(4,024,504)	(4,375,256)	(17,151,129)	(3,991,818)
Transport	(1,990,754)	(1,861,149)	(7,444,504)	(1,967,654)
Economic Services	(183,264)	(214,962)	(823,157)	(124,566)
Other Property and Services	(691,169)	(494,744)	(963,480)	(849,862)
	<u>(11,456,592)</u>	<u>(12,141,759)</u>	<u>(46,777,020)</u>	<u>(11,161,604)</u>
FINANCE COSTS				
Other Property and Services	(129,676)	(127,920)	(511,688)	(24,801)
	<u>(129,676)</u>	<u>(127,920)</u>	<u>(511,688)</u>	<u>(24,801)</u>
NET RESULT	<u>24,076,729</u>	<u>23,763,712</u>	<u>4,283,198</u>	<u>23,941,299</u>
Other Comprehensive Income	0	0	0	0
Total Other Comprehensive Income	<u>0</u>	<u>0</u>	<u>0</u>	<u>0</u>
TOTAL COMPREHENSIVE INCOME	<u>24,076,729</u>	<u>23,763,712</u>	<u>4,283,198</u>	<u>23,941,299</u>

SHIRE OF KALAMUNDA
STATEMENT OF COMPREHENSIVE INCOME
BY NATURE OR TYPE
FOR THE 3 MONTHS TO 30 SEPTEMBER 2012

	30/09/2012 Actual \$	30/09/2012 Budget \$	2012-13 Budget \$	30/09/2011 Actual \$
REVENUE				
Rates	25,381,156	25,330,345	25,573,920	23,307,351
Operating Grants and Subsidies	1,250,397	1,503,963	5,647,248	668,825
Contributions, Reimbursements and Donations	128,047	166,300	774,751	403,015
Fees and Charges	7,816,152	7,925,737	11,163,933	7,529,304
Interest Earnings	76,144	102,164	847,591	23,681
Other Revenue	(33,484)	24,618	98,501	7,980
	<u>34,618,412</u>	<u>35,053,127</u>	<u>44,105,944</u>	<u>31,940,156</u>
EXPENSES				
Employee Costs	(4,874,552)	(5,135,702)	(19,809,916)	(4,748,229)
Materials and Contracts	(3,173,222)	(3,733,560)	(14,723,865)	(2,998,562)
Utility Charges	(618,688)	(519,255)	(2,080,134)	(523,069)
Depreciation on Non-Current Assets	(2,377,008)	(2,329,803)	(9,319,448)	(2,296,061)
Interest Expenses	(129,676)	(127,920)	(511,688)	(24,801)
Insurance Expenses	(331,616)	(351,953)	(577,185)	(370,262)
Other Expenditure	(58,702)	(71,486)	(266,472)	(57,948)
	<u>(11,563,463)</u>	<u>(12,269,679)</u>	<u>(47,288,708)</u>	<u>(11,018,932)</u>
	23,054,949	22,783,448	(3,182,764)	20,921,224
Non-Operating Grants, Subsidies and Contributions	1,782	727,621	3,435,851	2,475,075
Increase/(Decrease) in Equity EMRC				
Profit on Asset Disposals	1,042,803	252,644	4,030,111	545,000
Loss on Asset Disposal	(22,805)			-
	<u>24,076,729</u>	<u>23,763,712</u>	<u>4,283,198</u>	<u>23,941,299</u>
NET RESULT	24,076,729	23,763,712	4,283,198	23,941,299
Other Comprehensive Income	0	0	0	0
Total Other Comprehensive Income	0	0	0	0
TOTAL COMPREHENSIVE INCOME	<u>24,076,729</u>	<u>23,763,712</u>	<u>4,283,198</u>	<u>23,941,299</u>

SHIRE OF KALAMUNDA RATE SETTING STATEMENT FOR THE 3 MONTHS TO 30 SEPTEMBER 2012					
	Actual 30/09/2012	Budget YTD 2012-13	Budget 2012-13	Variance	Variance
	\$	\$	\$	\$	%
REVENUE					
Governance	0	2,907	11,639	(2,907)	(1453.4900,00%)
General Purpose Funding	438,315	713,343	3,292,338	(275,028)	(62.75%)
Law, Order, Public Safety	74,172	89,764	359,089	(15,592)	(21.02%)
Health	65,094	23,499	94,049	41,595	63.90%
Education and Welfare	1,099,300	1,002,311	3,506,523	96,989	8.82%
Community Amenities	8,051,550	7,386,686	12,054,088	664,864	8.26%
Recreation and Culture	277,381	537,658	2,481,039	(260,277)	(93.83%)
Transport	10,458	637,224	3,222,434	(626,766)	(5993.25%)
Economic Services	225,706	212,022	586,221	13,684	6.06%
Other Property and Services	39,866	97,632	390,566	(57,766)	(144.90%)
Total (Excluding Rates)	10,281,841	10,703,046	25,997,986		
EXPENSES					
Governance	(657,047)	(664,448)	(2,620,316)	7,401	(1.13%)
General Purpose Funding	(140,991)	(178,736)	(687,690)	37,745	(26.77%)
Law, Order, Public Safety	(350,385)	(410,970)	(1,512,502)	60,585	(17.29%)
Health	(225,819)	(230,790)	(874,196)	4,971	(2.20%)
Education and Welfare	(842,619)	(1,009,141)	(4,005,746)	166,522	(19.76%)
Community Amenities	(2,350,040)	(2,701,563)	(10,727,794)	351,523	(14.96%)
Recreation & Culture	(4,024,504)	(4,375,256)	(17,198,588)	350,752	(8.72%)
Transport	(1,990,754)	(1,861,149)	(7,444,501)	(129,605)	6.51%
Economic Services	(183,264)	(214,962)	(726,199)	31,698	(17.30%)
Other Property and Services	(820,845)	(622,664)	(1,492,176)	(198,181)	24.14%
Total	(11,586,268)	(12,269,679)	(47,289,708)	683,411	
Net Operating Result Excluding Rates	(1,304,427)	(1,566,633)	(21,291,722)	683,411	
Adjustments for Cash Budget Requirements:					
Non-Cash Expenditure and Revenue					
(Profit)/Loss on Land Disposals	(1,042,803)	(250,442)	(4,021,297)	(792,361)	75.98%
(Profit)/Loss on Asset Disposals	22,805	(2,202)	(8,814)	25,007	109.66%
Depreciation and Amortisation on Assets	2,377,008	2,329,803	9,319,448	47,205	1.99%
Movement in Employee Benefit Provisions	59,637	-	-	59,637	100.00%
Capital Expenditure and Revenue					
Purchase Land Held for Resale	(198,521)	(868,227)	(3,472,940)	669,706	(337.35%)
Purchase Land and Buildings	(20,641)	(647,895)	(2,592,000)	627,254	(3038.94%)
Purchase Infrastructure Assets - Roads	(411,343)	(1,260,459)	(5,042,757)	849,116	(206.43%)
Purchase Infrastructure Assets - Drainage	(57,089)	(157,971)	(632,000)	100,882	(176.71%)
Purchase Infrastructure Assets - Parks and Ovals	(3,564)	(194,919)	(780,022)	191,355	(5369.11%)
Purchase Infrastructure Assets - Footpaths	(48,637)	(115,761)	(463,324)	67,124	(138.01%)
Purchase Infrastructure Assets - Special Works	(7,047)	(137,376)	(549,686)	130,329	(1849.35%)
Purchase Plant and Equipment	0	(188,487)	(753,956)	188,487	#DIV/0!
Purchase Furniture and Equipment	(59,012)	(33,150)	(54,900)	(25,862)	43.82%
Proceeds from Disposal of Assets	44,535	-	276,650	44,535	100.00%
Proceeds from Disposal of Land	511,000	-	6,561,491	511,000	100.00%
Capital Contributions and Grants Owng	-	-	(41,667)	-	-
Repayment of Debentures	(206,302)	(206,302)	(559,442)	-	0.00%
Proceeds from New Debentures	-	4,920	19,680	(4,920)	#DIV/0!
Self-Supporting Loan Principal Income	15,456	14,871	59,537	585	3.79%
Overdraft Funds Utilised	-	-	1,200,000	-	#DIV/0!
Overdraft Funds (Repayment)	-	-	(971,739)	-	#DIV/0!
Advances to Clubs	-	-	(19,680)	-	-
Transfers to Reserves (Restricted Assets)	(981,639)	(1,289,136)	(5,425,107)	307,497	(31.32%)
Transfers from Reserves (Restricted Assets)	-	457,866	1,831,484	(457,866)	#DIV/0!
To be reallocated - Budget Review	-	-	-	-	-
ADD Estimated Surplus/(Deficit) July 1 B/Fwd	1,963,038	1,963,038	2,142,790	-	0.00%
LESS Estimated Surplus/(Deficit) August 31 C/Fwd	26,033,609	23,181,883	303,941	2,851,726	10.95%
Amount Required to be Raised from Rates	(25,381,156)	(25,330,345)	(25,573,914)	(50,811)	0.20%

SHIRE OF KALAMUNDA
NOTES TO AND FORMING PART OF THE FINANCIAL REPORT
For the 3 Months to 30 September 2012

NET CURRENT FUNDING POSITION

	Note	30/09/2012 \$	Positive=Surplus (Negative=Deficit) 2012-13 Last Period \$
Current Assets			
Cash Unrestricted		14,594,637	4,548,990
Cash Restricted		0	0
Cash at Bank - Reserves (Restricted)		3,659,106	3,189,448
Receivables - Rates and Rubbish		15,838,128	28,071,844
Receivables - Other		24,544	1,747,462
Inventories - Land Held for Resale		625,695	2,590,800
Inventories		196,900	193,770
		<u>34,939,011</u>	<u>40,342,315</u>
Less: Current Liabilities			
Overdraft		(967,533)	(969,435)
Payables		(4,087,873)	(4,944,775)
Borrowings		(559,442)	(150,855)
Provisions		(2,011,430)	(2,334,712)
		<u>(7,626,278)</u>	<u>(8,603,777)</u>
Net Current Assets		<u>27,312,733</u>	<u>31,658,537</u>
Add:			
Provision for Long Service Leave		574,930	1,342,071
Provision for Annual Leave		1,448,437	984,578
Provisions - Other		(11,937)	(31,937)
Interest Bearing Liabilities accrued		994,148	1,557,988
Utilised reserves to be transferred to unrestricted cash		0	0
Less:			
Movement in Deferred Pensioners		0	0
Less Revaluation Reserve Movements		0	0
Reclassification of Long Term Land Assets		(625,695)	(2,590,800)
Restricted Cash (Reserves)		(3,659,106)	(3,189,448)
Cash Restricted		0	0
Net Current Funding Position		<u>26,033,609</u>	<u>29,750,989</u>

**SHIRE OF KALAMUNDA
STATEMENT OF FINANCIAL POSITION
AS AT 30 SEPTEMBER 2012**

NOTE	Actual YTD 30/09/2012 \$	Actual 30/06/2012 \$
CURRENT ASSETS		
Cash and Cash Equivalents	18,252,418	8,179,373
Trade and Other Receivables	15,922,328	2,902,422
Inventories	822,596	826,970
Trust	-	-
TOTAL CURRENT ASSETS	<u>34,997,342</u>	<u>11,908,765</u>
NON-CURRENT ASSETS		
Other Receivables	1,010,744	1,026,201
Investments	0	0
Shares in Other Equities	13,420,932	13,420,932
Property, Plant and Equipment Infrastructure	161,855,059	162,778,083
	<u>155,631,998</u>	<u>156,343,419</u>
TOTAL NON-CURRENT ASSETS	<u>331,918,733</u>	<u>333,568,632</u>
TOTAL ASSETS	<u>366,916,075</u>	<u>345,477,397</u>
CURRENT LIABILITIES		
Bank Overdraft	967,533	969,975
Trade and Other Payables	4,087,873	6,525,174
Borrowings	559,442	569,057
Provisions	2,134,979	2,075,342
TOTAL CURRENT LIABILITIES	<u>7,749,828</u>	<u>10,139,548</u>
NON-CURRENT LIABILITIES		
Long Term Borrowings	7,903,749	8,152,080
Provisions	385,274	385,274
TOTAL NON-CURRENT LIABILITIES	<u>8,289,022</u>	<u>8,537,354</u>
TOTAL LIABILITIES	<u>16,038,850</u>	<u>18,676,902</u>
NET ASSETS	<u>350,877,225</u>	<u>326,800,495</u>
EQUITY		
Retained Surplus	217,552,491	194,457,401
Reserves - Cash/Investment Backed	3,659,105	2,677,466
Reserves - Asset Revaluation	129,665,629	129,665,629
TOTAL EQUITY	<u>350,877,225</u>	<u>326,800,495</u>

**SHIRE OF KALAMUNDA
 STATEMENT OF CHANGES IN EQUITY
 AS AT 30 SEPTEMBER 2012**

NOTE	RETAINED SURPLUS \$	RESERVES CASH/ INVESTMENT BACKED \$	ASSET REVALUATION RESERVE \$	TOTAL EQUITY \$
Balance as at 1 July 2011	187,014,762	2,728,298	129,875,629	319,618,689
Net Result	7,391,807	0	0	7,391,807
Total Other Comprehensive Income	-		(210,000)	(210,000)
Transfer from/(to) Reserves	50,832	(50,832)	0	-
Transfer to Trust		0	0	-
	<u>194,457,401</u>	<u>2,677,466</u>	<u>129,665,629</u>	<u>326,800,496</u>
Balance as at 30 June 2012				
Net Result	24,076,729	0	0	24,076,729
Transfer from/(to) Reserves	(981,639)	981,639	0	-
	<u>217,552,491</u>	<u>3,659,105</u>	<u>129,665,629</u>	<u>350,877,225</u>
Balance as at 30 September 2012				

This statement is to be read in conjunction with the accompanying notes.

**SHIRE OF KALAMUNDA
STATEMENT OF CASH FLOWS
For the 3 Months to 30 September 2012**

	NOTE	30/09/2012 Actual \$	2012/13 Budget \$	30/06/2012 Actual \$
Cash Flows From Operating Activities				
Receipts				
Rates		11,592,607	25,363,032	23,637,175
Operating Grants and Subsidies		1,250,397	5,000,990	6,325,930
Contributions, Reimbursements and Donations		128,047	655,919	911,878
Fees and Charges		8,496,779	10,115,642	8,644,192
Interest Earnings		76,144	770,537	818,407
Goods and Services Tax		142,704	1,682,449	3,495,011
Other Revenue		(33,484)	81,406	41,877
		<u>21,653,194</u>	<u>43,669,975</u>	<u>43,874,469</u>
Payments				
Employee Costs		(4,802,978)	(19,772,466)	(19,233,598)
Materials and Contracts		(6,084,558)	(13,891,757)	(12,678,517)
Utility Charges		(618,688)	(2,141,031)	(2,041,176)
Insurance Expenses		(331,616)	(524,714)	(488,355)
Interest Expenses		(129,675)	(511,688)	(530,412)
Goods and Services Tax		(80,758)	(1,772,527)	(1,383,062)
Other Expenditure		(58,702)	(573,258)	(668,307)
		<u>(12,106,974)</u>	<u>(39,187,441)</u>	<u>(37,023,427)</u>
Net Cash Provided By (Used In) Operating Activities	14(b)	<u>9,546,220</u>	<u>4,482,534</u>	<u>6,851,043</u>
Cash Flows from Investing Activities				
Payments for Development of Land Held for Resale		(198,521)	(3,472,940)	(2,634,682)
Payments for Purchase of Property, Plant & Equipment		(79,652)	(3,400,856)	(6,363,232)
Payments for Construction of Infrastructure		(527,681)	(7,467,789)	(7,208,058)
Non-Operating Grants, Subsidies and Contributions used for the Development of Assets		1,782	3,435,851	5,082,718
Proceeds from Sale of Land		511,000	6,561,491	6,665,917
Proceeds from Sale of Plant & Equipment		44,535	276,650	105,329
Net Cash Provided By (Used In) Investing Activities		<u>(248,537)</u>	<u>(4,067,593)</u>	<u>(4,352,008)</u>
Cash Flows from Financing Activities				
Repayment of Debentures		(206,302)	(559,442)	(487,253)
Repayment of Finance Leases		-	0	-
Transfer to Trust		-	0	-
Capital Contributions Repayments		-	(41,667)	-
Proceeds from Self Supporting Loans		15,456	59,537	55,901
Advance to Clubs		-	(19,680)	-
Overdraft Funding Utilised		-	1,200,000	-
Overdraft Funding		-	(971,739)	(734,566)
Proceeds from New Debentures		0	19,680	3,000,000
Net Cash Provided By (Used In) Financing Activities		<u>(190,846)</u>	<u>(313,311)</u>	<u>1,834,082</u>
Net Increase (Decrease) in Cash Held		<u>9,106,837</u>	<u>101,630</u>	<u>4,333,116</u>
Cash at Beginning of Year		8,179,373	7,261,372	3,111,691
Cash and Cash Equivalents at the End of the Year	14(a)	<u><u>17,286,210</u></u>	<u><u>7,363,002</u></u>	<u><u>7,444,807</u></u>
Cash and Cash Equivalents	3	18,253,743		
Bank Overdraft	3	(967,533)		
		<u><u>17,286,210</u></u>		

SHIRE OF KALAMUNDA
NOTES TO AND FORMING PART OF THE FINANCIAL REPORT
For the 3 Months to 30 September 2012

NOTES TO THE STATEMENT OF CASH FLOWS

(a) Reconciliation of Cash

For the purposes of the statement of cash flows, cash includes cash and cash equivalents, net of outstanding bank overdrafts. Cash at the end of the reporting period is reconciled to the related items in the statement of financial position as follows:

	30/09/2012	30/06/2012
	\$	\$
Cash and Cash Equivalents	18,253,743	8,179,373
Overdraft Funding	(967,533)	(734,566)
	<u>17,286,210</u>	<u>7,444,807</u>

(b) Reconciliation of Net Cash Provided By Operating Activities to Net Result

Net Result	24,077,935	3,626,427
Depreciation	2,377,008	9,314,073
(Profit)/Loss on Sale of Asset	(1,019,998)	(3,886,785)
(Increase)/Decrease in Receivables	(13,109,128)	(1,659,957)
(Increase)/Decrease in Inventories	4,374	(101,987)
Increase/(Decrease) in Payables	(2,915,710)	2,141,505
Increase/(Decrease) in GST	61,947	2,111,949
Increase/(Decrease) in Employee Provisor	71,574	388,535
Non Cash Contribution (EMRC)	-	-
Grants/Contributions for the Development of Assets	(1,782)	(5,082,718)
Net Cash from Operating Activities	<u>9,546,220</u>	<u>6,851,043</u>

**(c) Undrawn Borrowing Facilities
Credit Standby Arrangements**

Bank Overdraft limit	1,500,000
Bank Overdraft at Balance Date	(0)

SHIRE OF KALAMUNDA
NOTES TO AND FORMING PART OF THE FINANCIAL REPORT
AS AT 30 SEPTEMBER 2012

	Actual 30/09/2012 \$	Budget 30/06/2013 \$
RESERVES - CASH/INVESTMENT BACKED		
(a) Land and Property		
Opening Balance	2,626,677	1,653,745
Interest Earned	17,497	51,010
Amount Set Aside / Transfer to Reserve	955,713	4,979,115
Amount Used / Transfer from Reserve	0	(1,648,439)
	<u>3,599,886</u>	<u>5,035,431</u>
(b) Waste Management		
Opening Balance	152,761	151,540
Interest Earned	1,247	907
Amount Set Aside / Transfer to Reserve	0	0
Amount Used / Transfer from Reserve	0	0
	<u>154,008</u>	<u>152,447</u>
(c) EDP - IT Equipment		
Opening Balance	12,076	11,979
Interest Earned	99	344
Amount Set Aside / Transfer to Reserve	0	0
Amount Used / Transfer from Reserve	0	0
	<u>12,175</u>	<u>12,323</u>
(d) Local Government Elections		
Opening Balance	28,962	28,737
Interest Earned	237	826
Amount Set Aside / Transfer to Reserve	0	0
Amount Used / Transfer from Reserve	0	0
	<u>29,198</u>	<u>29,563</u>
(e) Long Service Leave		
Opening Balance	71,327	70,750
Interest Earned	582	2,035
Amount Set Aside / Transfer to Reserve	0	0
Amount Used / Transfer from Reserve	0	0
	<u>71,910</u>	<u>72,785</u>
(f) Plant and Equipment		
Opening Balance	27,657	27,436
Interest Earned	226	789
Amount Set Aside / Transfer to Reserve	0	0
Amount Used / Transfer from Reserve	0	0
	<u>27,883</u>	<u>28,225</u>

SHIRE OF KALAMUNDA
NOTES TO AND FORMING PART OF THE FINANCIAL REPORT
AS AT 30 SEPTEMBER 2012

	Actual 30/09/2012 \$	Budget 30/06/2013 \$
(g) Stirk Park Reserve		
Opening Balance	24,122	23,951
Interest Earned	196	689
Amount Set Aside / Transfer to Reserve	0	0
Amount Used / Transfer from Reserve	0	0
	24,319	24,640
(h) HACC		
Opening Balance	131,021	129,956
Interest Earned	1,070	3,737
Amount Set Aside / Transfer to Reserve	0	0
Amount Used / Transfer from Reserve	0	0
	132,091	133,693
(i) Forrestfield Industrial Area		
Opening Balance	159,153	157,874
Interest Earned	1,300	4,540
Amount Set Aside / Transfer to Reserve	0	0
Amount Used / Transfer from Reserve	0	(107,000)
	160,453	55,414
(j) Insurance Contingency		
Opening Balance	160,694	159,409
Interest Earned	1,311	4,584
Amount Set Aside / Transfer to Reserve	0	0
Amount Used / Transfer from Reserve	0	0
	162,005	163,993
(k) Light Plant		
Opening Balance	32,627	32,383
Interest Earned	266	931
Amount Set Aside / Transfer to Reserve	0	0
Amount Used / Transfer from Reserve	0	0
	32,894	33,314
(l) Revaluation		
Opening Balance	133,088	132,006
Interest Earned	1,087	3,796
Amount Set Aside / Transfer to Reserve	0	0
Amount Used / Transfer from Reserve	0	0
	134,175	135,802

**SHIRE OF KALAMUNDA
NOTES TO AND FORMING PART OF THE FINANCIAL REPORT
AS AT 30 SEPTEMBER 2012**

	Actual 30/09/2012 \$	Budget 30/06/2013 \$
(m) Nominated Employee Leave Provisions		
Opening Balance	23,744	23,544
Interest Earned	194	677
Amount Set Aside / Transfer to Reserve	0	0
Amount Used / Transfer from Reserve	0	0
	<u>23,938</u>	<u>24,221</u>
(n) Unexpended Capital Works and Specific Purpose Grants		
Opening Balance	0	0
Amount Set Aside / Transfer to Reserve	0	0
Amount Used / Transfer from Reserve	0	0
	<u>0</u>	<u>0</u>
(o) Environmental Reserve		
Opening Balance	75,196	74,146
Interest Earned	614	0
Amount Set Aside / Transfer to Reserve	0	100,532
Amount Used / Transfer from Reserve	0	(76,045)
	<u>75,810</u>	<u>98,633</u>
 TOTAL CASH BACKED RESERVES	 <u>4,640,745</u>	 <u>6,000,484</u>

SUMMARY

	2012-13 Actual YTD \$	2012-13 Budget \$
Opening Balance	3,659,106	2,728,299
Transfer from Accumulated Surplus - Interest	25,927	136,359
Transfer from Accumulated Surplus	955,713	4,428,205
Transfer to Accumulated Surplus	0	(4,415,397)
Closing Balance	<u>4,640,745</u>	<u>2,877,466</u>

Shire of Kalamunda Investments as at 30/09/2012

<u>Invest #</u>	<u>Bank</u>	<u>Term</u>	<u>Interest Rate %</u>	<u>Weighted Int Rate</u>	<u>Maturity</u>	<u>Fund</u>	<u>Amount</u>
Municipal Cash at Bank							
SOK - MOW	ANZ-Meals on Wheels					Municipal	\$3,664.08
SOK - KHACC	Bank West-Home and Community Care					Municipal	\$27,917.48
SOK	Commonwealth Chequing Account					Municipal	\$1,512,978.35
SOK	Commonwealth Savings Account					Municipal	\$6,465,387.29
SOK	Commonwealth CIP					Municipal	\$0.00
SOK	Commonwealth Savings Account (Health)					Municipal	\$0.00
SOK	Commonwealth Savings Account (Trybooking)					Municipal	\$0.00
SOK	Commonwealth Overdraft \$1,500,000 GFL					Municipal	-\$969,540.95
							\$7,060,406.25

Cash Investments

9075	ING	120	5.00%	0.5838%	8/11/12	Municipal	\$1,206,896.49
9081	NAB	90	4.86%	0.5591%	24/12/12	Municipal	\$2,000,000.00
9082	ING	90	4.84%	0.5568%	24/12/12	Municipal	\$2,000,000.00
9083	NAB	90	4.86%	0.2795%	24/12/12	Municipal	\$1,000,000.00
9084	Bendigo	120	4.85%	0.5579%	24/1/13	Municipal	\$2,000,000.00
							\$8,206,896.49

Cash Backed Reserves

SOK	Commonwealth Bank Savings Account					Reserve	\$3,649,313.27
							\$3,649,313.27

Trust Funds

Shire of Kalamunda-BC/TF, BRB, Unclaimed Monies						Trust	\$58,281.02
							\$58,281.02

Cell 9 Scheme Contributions

CELL9 TD2	NAB	90	4.97%	0.3169%	29/10/12	Trust	\$1,108,406.77
CELL9 TD4	Westpac	90	4.84%	0.1426%	10/12/12	Trust	\$512,255.95
CELL9 TD5	Westpac	90	4.89%	0.3123%	10/12/12	Trust	\$1,110,303.32
CELL9 TD6	Bendigo	90	5.00%	0.3117%	5/10/12	Trust	\$1,083,871.47
CELL9 TD7	Bendigo	120	5.00%	0.3117%	5/10/12	Trust	\$1,083,871.47
CELL9 TD8	ANZ	90	5.69%	0.3443%	31/10/12	Trust	\$1,062,120.54
CELL9 TD9	ING	120	5.03%	0.3007%	12/11/12	Trust	\$1,039,434.98
CELL9 TD10	ANZ	120	5.03%	0.2893%	7/10/12	Trust	\$1,000,000.00
Cell 9 Cheque Account							\$0.68
Cell 9 Online Saver							\$277,509.35
							\$8,267,774.53

Public Open Space Funds

POS	Bankwest	75	4.65%	0.3180%	11/12/12	Trust	\$1,188,914.53
POS	Commonweal	At Call					\$1,039,534.70
							\$2,228,449.23

Total Funds

\$29,471,120.79

SUMMARY OF FUNDS

Municipal	\$15,267,302.74
Reserves	\$3,649,313.27
Trust	\$10,564,504.78
Total Funds	\$29,471,120.79

Declaration of financial / conflict of interests to be recorded prior to dealing with each item.

Clayton Higham, Acting Chief Executive Officer, declared an interest affecting impartiality as his is President of Kalamunda Club Inc.

81. Debtors and Creditors Reports for the Period Ended 30 September 2012

Previous Items	N/A
Responsible Officer	Director Corporate & Community Services
Service Area	Finance
File Reference	FI-CRS-002
Applicant	N/A
Owner	N/A
Attachment 1	Summary of Debtors for the Period ended 30 September 2012
Attachment 2	Summary of Creditors for the Period ended 30 September 2012

PURPOSE

1. To receive a monthly report on Debtors and Creditors.

BACKGROUND

2. Attached are the reports detailing aged Debtors (Attachment 1) and Creditors (Attachment 2) as at 30 September 2012.
3. Council has requested reports detailing outstanding Debtors and Creditors on a monthly basis.

DETAILS

Debtors

4. Invoices over 30 days total \$37,619. Payments worth \$11,552.91 have been received in October towards the outstanding amount. The Debtors which stand out are:
 - Kalamunda Club Inc - self-supporting loan instalment of \$17,109.86. A reminder has been sent and the Accounts Receivable Officer will be calling to recover the amount.
 - Kalamunda Farmers Market - \$5,068. Direct Debit arrangement has been put in place from November to recover the complete amount within three months.
5. Invoices over 60 days total \$3,898. Payment has been received in October for these.
6. Invoices over 90 days total \$64,059.79. Significant balances owed under this category are:
 - Forrestfield United Soccer Club WA Inc - \$28,553. They are keeping up with their fortnightly direct debits.

- The Kalamunda & Districts Netball Club - \$14,993.30. This relates to the cost of re-surfacing netball courts. The club has indicated this debt will be cleared by December 2012.
7. WA Institute of Tae Kwando has an amount outstanding of \$4,513 which would need to be closely watched. Future hall hires have been blocked until full payment is received. The Shire is working with the organisation to implement a direct debit plan to recover the amount.

Creditors

8. Payments totalling \$5,229,542.86 were made during the month of September 2012. Standard payment terms are 30 days from the end of month, with local business and contractors on 14 day terms. All contractors, trades and suppliers are advised of the Shire's preference to pay by Electronic Funds Transfer ("EFT") for efficiency and cost savings.
9. Invoices showing as outstanding for more than 60 and 90 days are the result of the original invoice documentation not being received the Shire.
10. Significant payments made in the month were:

Supplier	Purpose	\$
ATO	PAYG Tax	388,042.64
Beaver Tree Services	Tree Clearing Services	48,148.40
Cleanaway	Domestic & Rubbish Recycling	424,163.67
DMC Cleaning	Shire Buildings Cleaning Costs – 2 months	94,639.94
EMRC	Domestic Waste Charges	320,227.25
FESA	1 st Quarter Payment	1,398,496.78
Fulton Hogan Ind. Pty Ltd	Road Materials	77,863.54
Handle Property Group	Bond Refund	113,992.90
IT Vision	Annual licence renewal	75,465.50
Synergy	Electricity Charges	195,720.97
WA Local Govt Super	Staff Super Contributions	228,238.27
WATC	Loan Instalments various	282,122.96
Western Educating Service Pty Ltd	Kerbside Collection costs	97,947.51
TOTAL		3,745,070.30

The above supplier payments represent 71% of total paid for the month.

STATUTORY AND LEGAL IMPLICATIONS

11. Nil.

POLICY IMPLICATIONS

12. Nil.

PUBLIC CONSULTATION/COMMUNICATION

13. Nil.

FINANCIAL IMPLICATIONS

14. Nil.

STRATEGIC AND SUSTAINABILITY IMPLICATIONS

Strategic Planning Implications

15. *Shire of Kalamunda Strategic Plan 2009 - 2014*
Strategy 5.5.2 Provide financial services to support Council's operations and to meet sustainability planning, reporting and accountability requirements.

Sustainability Implications

Social Implications

16. Nil.

Economic Implications

17. Nil.

Environmental Implications

18. Nil.

OFFICER COMMENT

19. Nil.

Voting Requirements: Simple Majority

COMMITTEE RECOMMENDATION TO COUNCIL (C&C 81/2012)

That Council:

1. Receives the outstanding Debtors (Attachment 1) and Creditors (Attachment 2) reports for the period ended 30 September 2012.

Moved: **Cr Margaret Thomas**

Seconded: **Cr Justin Whitten**

Vote: **CARRIED UNANIMOUSLY (10/0)**

Attachment 1

SHIRE OF KALAMUNDA

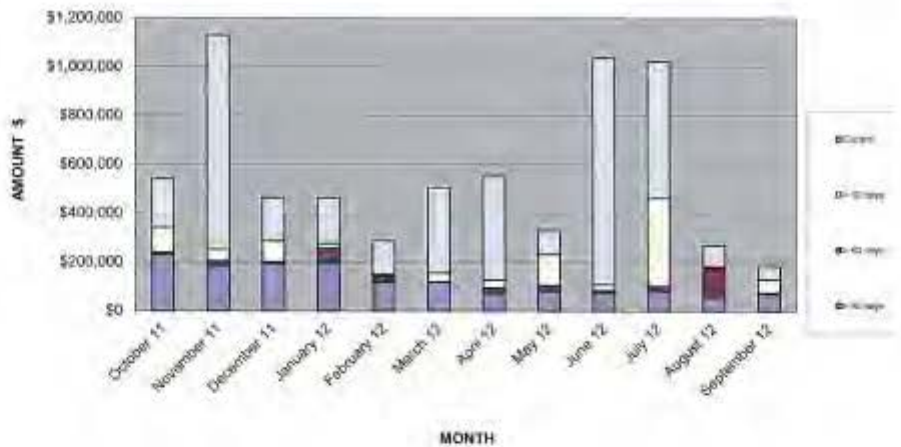
SUMMARY OF DEBTORS

FOR THE PERIOD ENDED 30th September 2012

Sundry Debtors Trial Balance - Summary Aged Listing

	> 90 days	> 60 days	> 30 days	Current	Total
October 11	\$231,146	\$7,092	\$103,306	\$198,708	\$540,252
November 11	\$185,429	\$18,416	\$47,902	\$876,748	\$1,128,494
December 11	\$193,276	\$7,267	\$85,461	\$177,004	\$463,009
January 12	\$194,871	\$60,408	\$20,509	\$167,062	\$462,850
February 12	\$117,987	\$23,893	\$7,811	\$137,709	\$287,400
March 12	\$116,824	\$1,930	\$37,829	\$349,595	\$505,977
April 12	\$73,797	\$19,947	\$32,462	\$430,258	\$556,464
May 12	\$81,227	\$23,486	\$127,331	\$96,775	\$328,820
June 12	\$74,201	\$9,487	\$25,123	\$927,493	\$1,036,304
July 12	\$81,218	\$19,540	\$361,204	\$560,352	\$1,022,313
August 12	\$58,924	\$114,643	\$7,894	\$87,469	\$268,031
September 12	\$70,242	\$4,613	\$54,323	\$54,074	\$183,252

DEBTOR SUMMARY



SHIRE OF KALAMUNDA
SUMMARY OF DEBTORS
FOR THE PERIOD ENDED 30th September 2012

AMOUNT	DEBTOR	DETAILS	STATUS
New debt since aged >90 days			
>90 days			
\$2,467.80	Dept of Education	Building Maintenance	Paid 9 Oct 12
\$3,916.01	Dome Coffees Australia	Legal Expenses for preparation of Lease	Final notice sent 25 October before proceeding to legal.
\$28,553.54	Forrestfield United Soccer Club WA Inc. ^	Loan 214 Payment / Reserve Hire	Direct Debits in place. \$800 being paid every fortnight as per agreement. Council needs to go back to the club to get more funds to bring the balance down.
\$3,039.75	Hills District Callisthenic	Hall Hire - High Wycombe Recreation Centre	Paid 8 Oct 12
\$916.30	Janus Entertainment	Hire of KPAC	D&B have now served the Director on 29/4/2012. Order issued to proceed to judgement. Debtor has agreed to make monthly payments. Two instalments paid to date
\$1,300.00	Jasmine Lee Frost ^	Supreme Court Costs	Direct Debit payment plan of \$50 per fortnight.
\$14,993.30	Kalamunda & Districts Netball Club	Outdoor Netball Court resurfacing project	Paid \$30,000 in March against an invoice of \$44,993. President had committed to pay by end of season - September 20th 2012. Now advised unable to pay before December 2012
\$2,045.00	Kalamunda Chamber of Commerce	Advertising - Harvest Festival	Paid 02 Oct 12
\$1,924.35	Kalamunda Cricket Club	Misc Invoices	\$1427.43 paid 18 Oct 12. Difference relates to disputed invoices which is being looked into by the Leasing Officer.
\$1,154.85	Kalamunda Rangers Inc	Lease Fees - Norm Sadler Pavilion	\$780.21 paid 27 Sept 12.
\$1,381.39	Walliston Riding & Pony Club	Misc - Invoices	Reminder invoices sent. The president is un-cooperative in resolving outstanding invoices. A final notice will be sent on 25 Oct for the lease component.
\$2,367.50	WA Institute of Tae Kwan Do	Hall Hire - Agricultural Hall	Negotiating payment by direct debit arrangement. All future hirings have been cancelled to reduce further exposure.
\$64,059.79	90+ Days Debts consisting of amounts under \$1,000.00.		Balance represents total of accounts in debit and credit.

SHIRE OF KALAMUNDA
SUMMARY OF DEBTORS
FOR THE PERIOD ENDED 30th September 2012

AMOUNT	DEBTOR	DETAILS	STATUS
>60 days			
\$1,884.42	Kalajos Gymnastics		\$1,197 paid 4 Oct 12
\$2,013.63	Zig Zag Café Kalamunda	Hire - Zig Zag Café	Paid 10 Oct 12
\$3,898.05	60+ Days Debts consisting of amounts under \$1,000.00.		Balance represents total of accounts in debit.
>30 days			
\$1,010.09	Forrestfield Junior Football	Annual License Fee	Reminder Invoice Sent
\$17,109.86	Kalamunda Club Inc	Loan 219 Payment	Reminder Invoice Sent. Accounts Receivable (AR) officer asked to follow up by Manager Finance (MFS).
\$5,068.00	Kalamunda Farmers Markets		\$1270.20 paid 19 Oct 12. Fortnightly direct debit instalments of \$633 planned to commence 01 Nov - currently awaiting paperwork
\$2,123.05	Kanyana Wildlife Rehabilitation		Paid 15 Oct
\$9,428.96	Town of Kwinana	LSL reimbursement	Paid 16 Oct
\$1,219.70	The Merchant Tea & Coffee	Surveillance Fee / Trading / Passport Zig Zag	Reminder Invoices Sent. AR Officer asked to follow up by MFS
\$1,657.63	Zig Zag Café Kalamunda	Hire - Zig Zag Café	Reminder Invoice Sent. AR Officer asked to follow up by MFS.
\$37,618.19	30+ Days Debts consisting of amounts under \$1,000.00.		Balance represents total of accounts in debit and credit. Reminder invoices to be sent
Formal legal proceedings have been initiated against:			

FOOTNOTES

- * Denotes currently in negotiation of invoice amount and details
- ^ Denotes payment arrangement in place

Attachment 2

SHIRE OF KALAMUNDA

SUMMARY OF CREDITORS

FOR THE PERIOD ENDED 30 SEPTEMBER 2012

Sundry Creditors Trial Balance - Summary Aged Listing

Month End	> 90 days	> 60 days	> 30 days	Current	Total
31/07/2012	\$1,129	\$2,418	\$629,279	\$1,240,322	\$2,073,148
31/08/2012	\$5,953	\$434	\$10,731	\$1,784,665	\$1,801,783
30/09/2012	\$13,713	\$1,630	\$6,362	\$1,036,804	\$1,058,509

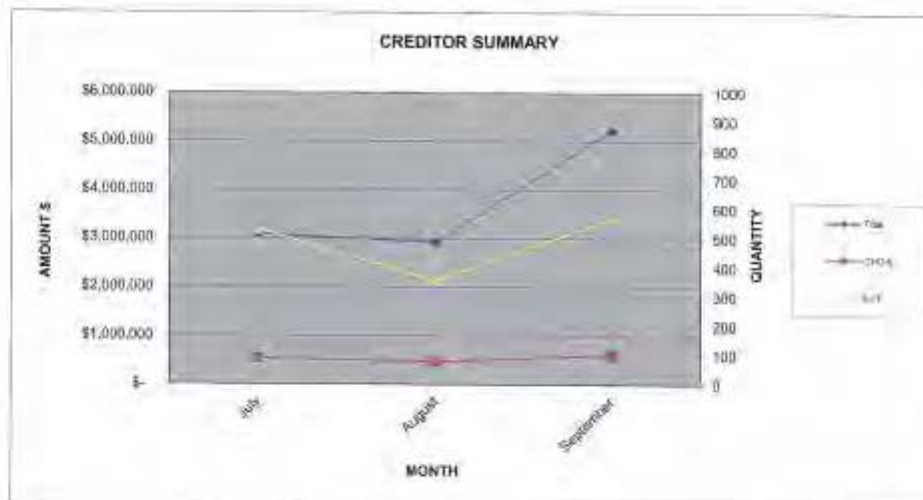
Comment

- > 90 days Original Invoices for Rotary Club of Darling Range and Uniqco (WA) Pty Ltd not received in Accounts to process
- > 60 days Original Invoices for Eyzon Pty Ltd, Robert Walters Pty Ltd & McIntosh & Sons not received in Accounts to process
- > 30 days These invoices are paid on the third fortnightly payment run.

Creditor Payments made

Month	Amount \$	Quantity		
		Cheques	EFTs	Total
July	\$ 3,085,557	88	531	619
August	\$ 2,028,637	77	356	433
September	\$ 5,229,543	101	569	670

- *Excludes net staff payroll
- *Creditors on 30 day terms are paid on the 28th of the month following
- *Local suppliers are paid on 14 day terms.



Declaration of financial / conflict of interests to be recorded prior to dealing with each item.

82. Rates Debtors Report for the Period Ended 30 September 2012

Previous Items	N/A
Responsible Officer	Director Corporate & Community Services
Service Area	Finance
File Reference	FI-DRS-004
Applicant	N/A
Owner	N/A

Attachment 1 Summary of Outstanding Rates for the period ended 30 September 2012

PURPOSE

1. To receive a report on rates debtors for the period ended 30 September 2012.

BACKGROUND

2. Attached is the report detailing rates debtors for the period ended 30 September 2012 (Attachment 1).
3. Rates notices were issued on 14 August 2012 and the first instalment date was 18 September 2012.
4. As noted on (Attachment 1), the Rates team have collected close to 50% of the debt within one and a half months.
5. The next stage for the team is to prepare the final reminder, this is scheduled for 5 November 2012.
6. Pensioner rebate recoveries for rates and the Emergency Services Levy from the Office of the State Revenue is \$1,348,952.15.

DETAILS

Debt Recovery

7. Debt Recovery (Stage 3) - this stage involves the issue of Property Seizure and Sale Orders ("PS&SO") with Dun & Bradstreet.
8. All of the 48 outstanding debts that remain with Dun & Bradstreet have had Judgement entered against them; 21 of these have now paid in full. A report will be prepared for the Audit Committee requesting direction as to the remaining which have not paid to date.

STATUTORY AND LEGAL IMPLICATIONS

9. Nil.

POLICY IMPLICATIONS

10. Nil.

PUBLIC CONSULTATION/COMMUNICATION

11. Nil.

FINANCIAL IMPLICATIONS

12. Nil.

STRATEGIC AND SUSTAINABILITY IMPLICATIONS

Strategic Planning Implications

13. *Shire of Kalamunda Strategic Plan 2009 – 2014*
- | | | |
|----------|-------|--|
| Strategy | 5.5.2 | Provide financial services to support Council's operations and to meet sustainability planning, reporting and accountability requirements. |
|----------|-------|--|

Sustainability Implications

Social Implications

14. Debt collecting processes contain the risk of negative publicity for the Shire.

Economic Implications

15. Effective collection of all outstanding debtors leads to enhanced financial sustainability for the Shire.

Environmental Implications

16. Nil.

OFFICER COMMENT

17. The percentage of outstanding (uncollected) rates as at 30 September 2012 is 50.93%. This is an improvement on last year's outstanding rates of 51.92%.

Voting Requirements: Simple Majority

COMMITTEE RECOMMENDATION TO COUNCIL (C&C 82/2012)

That Council:

1. Receives the rates debtors report for the period ended 30 September 2012 (Attachment 1).

Moved: **Cr Margaret Thomas**

Seconded: **Cr Dylan O'Connor**

Vote: **CARRIED UNANIMOUSLY (10/0)**

Attachment 1

SHIRE OF KALAMUNDA

SUMMARY OF OUTSTANDING RATES

FOR THE PERIOD ENDED September, 2012

Rates Outstanding Debtors

Prepared on 03/09/2012

	3rd Previous Year + Outstanding	2nd Previous Year Outstanding	Previous Year Outstanding	Current Outstanding	Total Outstanding	Previous Year Total Outstanding
30/09/2011	\$264,023	\$128,733	\$226,924	\$12,234,910	\$12,854,591	\$17,010,762
31/10/2011	\$264,023	\$124,251	\$196,235	\$11,293,154	\$11,877,663	\$10,910,482
29/11/2011	\$263,113	\$118,151	\$176,183	\$8,831,575	\$9,389,022	\$9,687,220
31/12/2011	\$260,994	\$114,940	\$164,934	\$7,807,436	\$8,348,304	\$7,960,340
31/01/2012	\$260,914	\$110,802	\$154,888	\$4,959,470	\$5,486,074	\$7,011,340
29/02/2012	\$259,617	\$105,398	\$139,395	\$2,183,852	\$2,688,263	\$4,559,161
31/03/2012	\$259,520	\$87,952	\$121,087	\$1,287,044	\$1,755,614	\$3,568,478
30/04/2012	\$259,496	\$86,468	\$114,770	\$900,448	\$1,361,182	\$1,683,884
31/05/2012	\$259,166	\$84,731	\$108,821	\$665,149	\$1,117,867	\$1,138,225
31/06/2012	\$258,050	\$79,620	\$99,766	\$535,703	\$873,139	\$860,256
31/07/2012		\$332,789	\$89,640	\$356,660	\$779,089	\$24,249,501
31/08/2012	\$328,059	\$86,156	\$288,226	\$21,896,002	\$22,398,443	\$20,577,566
30/09/2012	\$325,814	\$77,302	\$214,610	\$12,879,066	\$13,496,792	\$12,854,591

Total Rate Levied 2007/08	\$16,045,496
Total Rate Levied 2008/09	\$17,322,057
Total Rate Levied 2009/10	\$19,832,279
Total Rate Levied 2010/11	\$21,035,935
Total Rate Levied 2011/12	\$23,565,592

Rate Levied 2012/2013 **\$25,289,378**

\$25,289,378
\$37,645
\$56,182
\$25,383,204

Back Rates Levied in 12/13
12/13 - Interim Rates & Adjmts (various)
Total Levies To Date for 2012/13

Number Rateable of Assessments 21,817
% of Current Rates Outstanding : **50.93%**

Comment

The 2012/2013 Instalment Dates are as follows:

	4xinstalments	2xinstalments
1st Instalment	18.09.2012	18.09.2012
2nd Instalment	19.11.2012	18.12.2012
3rd Instalment	18.01.2013	
4th Instalment	19.03.2013	

Statistics as of 02/10/2012

10,273	Assessments - Paid in Full or who are in 'Credit' balance
11,427	Assessments - Not Yet Paid in Full (report only balances greater than \$2.00)
21,700	
1,396	Assessments - Paying via 2 x Instalment Option as at today
7,079	Assessments - Paying via 4 x Instalment Option as at today
1,952	Assessments - who are Pensioners with rates not paid and are not yet due until 30/06/2013
152	Assessments - on Direct Debit Arrangements
50	Assessments - on Alternative Arrangements
10,629	

Declaration of financial / conflict of interests to be recorded prior to dealing with each item.

83. Disposal of Surplus Motor Vehicle

Previous Items	Nil
Responsible Officer	Director Corporate & Community Services
Service Area	Economic Property & Procurement Services
File Reference	LE-ACT-006
Applicant	N/A
Owner	N/A
Attachments	Nil

PURPOSE

1. To dispose of one excess light fleet vehicle, this is likely to achieve a sale price in excess of \$20,000.

BACKGROUND

2. Within the recent staff review, motor vehicles provided to staff at manager level, and above, are now required to be novated lease vehicles.
3. A novated lease vehicle is currently being acquired and will leave a vehicle surplus to management requirements.

DETAILS

4. As part of the process to ensure maximum return on the Shire's assets and provide increased revenue to the Shire, it is proposed to implement a strategy whereby all light vehicles, and plant, that is to be disposed of should be sold by auction rather than as a trade-in. Experience has shown this provides a better selling price and therefore a greater return on the Shire's asset.

STATUTORY AND LEGAL IMPLICATIONS

5. Section 3.58 of the *Local Government Act 1995* Disposing of property
(1) In this section –
dispose includes to sell, lease, or otherwise dispose of, whether absolutely or not;
property includes the whole or any part of an interest of a local government, but does not include money.

POLICY IMPLICATIONS

6. This proposal has no impact on existing Council Policies.

PUBLIC CONSULTATION/COMMUNICATION

7. Public consultation is not considered necessary for this proposal.

FINANCIAL IMPLICATIONS

8. It is expected that better returns will be achieved from the disposal of property by public auction.
9. The vehicle to be disposed of is surplus to requirements as it will be replaced with a vehicle under novated lease and are therefore the responsibility of each individual officer.

STRATEGIC AND SUSTAINABILITY IMPLICATIONS

Strategic Planning Implications

10. *Shire of Kalamunda Strategic Plan 2009 - 2014*
Goal 2 BUILT ENVIRONMENT – An integrated built environment
Outcome 2.1 Improved asset management to meet community needs today and in the future.

Sustainability Implications

Social Implications

11. There are no social implications with regard to this report.

Economic Implications

12. There are no economic implications with regard to this report.

Environmental Implications

13. There are no environmental implications with regard to this report.

OFFICER COMMENT

14. Disposal by public auction has historically achieved the best value when disposing of light vehicles and plant for the Shire.
15. A condition on exercising the sale will be that the selling price should be no lower than 90% of the reserve price set prior to the auction.
16. The proposed method of setting the reserve price is by obtaining three valuations and then averaging the highest two valuations received.
17. Valuations will be obtained from the auctioneer, vehicle dealer (from whom the vehicle was originally purchased) and via the internet based Australian Red Book Guide or similar on line sites.

Cr Donald McKechnie queried the current trend to change to a novated lease, the Director Corporate & Community Services explained that a novated lease became part of an employee's salary package. It has advantages for employees with regard to tax savings and advantages for the Shire as costs associated with the car are covered by the employee.

Voting Requirements: Simple Majority

COMMITTEE RECOMMENDATION TO COUNCIL (C&C 83/2012)

That Council:

1. In accordance with Section 3.58 of the *Local Government Act 1995*, authorises the disposal of the following vehicle by public auction:
 - KM 9999, Volkswagon Touareg, (Director Corporate & Community Services) Plant Number P0378
2. Requests the Chief Executive Officer set the method of establishing the reserve price by obtaining three valuations and averaging the highest two valuations received.
3. Authorises the sale price to be no less than 90% of the reserve price set prior to auction.

Moved: **Cr Donald McKechnie**

Seconded: **Cr Noreen Townsend**

Vote: **CARRIED UNANIMOUSLY (10/0)**

Declaration of financial / conflict of interests to be recorded prior to dealing with each item.

84. Compensation Claim - Kalamunda Show 2011

Previous Items	Nil
Responsible Officer	Director Corporate & Community Services
Service Area	Events
File Reference	HE-RLW-010
Applicant	Kalamunda Annual Show
Owner	The Lions Club of Kalamunda in Association with Kalamunda Agricultural Society
Confidential Attachment 1	Letter Kalamunda Annual Show – 10 September 2012 (Under separate cover) <u>Reason for Confidentiality:</u> <i>Local Government Act 1995 S5.23(2)(e)(ii) – “ information that has a commercial value to a person.”</i>
Confidential Attachment 2	Letter Kalamunda Annual Show – 16 April 2012 Compensation Claim (under separate cover) <u>Reason for Confidentiality:</u> <i>Local Government Act 1995 S5.23(2)(e)(ii) – “ information that has a commercial value to a person.”</i>
Confidential Attachment 3	Shire of Kalamunda Community Events Funding Program Application 2012/2013 (under separate cover) <u>Reason for Confidentiality:</u> <i>Local Government Act 1995 S5.23(2)(e)(ii) – “ information that has a commercial value to a person.”</i>

PURPOSE

1. To consider a request for compensation for loss of revenue as a result of the Kalamunda Annual Show 2011 being closed early on both Friday 15 April 2011 and Saturday 16 April 2011.

BACKGROUND

2. As a result of an incident on the evening of Friday 15 April 2011 at the Kalamunda Annual Show 2011 the Shire advised the Kalamunda Agricultural Society of the need to close the event at 6pm.
3. The Kalamunda Agricultural Society and the Lions Club of Kalamunda requested compensation from the Shire for loss of revenue due to the early closure on both evenings of the Show.

DETAILS

4. The Kalamunda Show Committee has contacted the Shire on several occasions in relation to compensation.
5. A meeting took place immediately after the Show, on 19 April 2011, between members of the Show Committee, the Shire President and the Chief Executive Officer, this meeting discussed the matter of compensation. According to correspondence from the Kalamunda Show Committee undertakings were given at this meeting as to the awarding of compensation.

6. The Kalamunda Annual Show Committee then provided a detailed breakdown of the compensation they sought from the Shire. A copy of this is provided as (Confidential Attachment 2).
7. The Shire of Kalamunda lodged a claim with its insurer on 28 September 2011. The Shire's insurer investigated the incident and advised the Show Committee on 9 January 2012 that the claim was denied as the Shire had acted in the public's best interest by closing the Show early.
8. Following receipt of the letter from the Shire's insurer denying the claim the Show Committee again contacted the Shire, letter dated 18 January 2012, requesting a meeting to further discuss compensation which had been implied at previous meetings.
9. Further meetings were held on 17 February 2012 and 27 April 2012. Notes taken at the meeting held 17 February 2012 indicate two minor claims were approved for compensation payment. Shire records indicate no payments have been made to date to the Girl Guides or to Stallholders.
10. The Shire annually supports the Show through its Community Events Funding Program. In the Show's 2012/2013 application sponsorship is requested at \$13,000. A note of explanation as to the increase from \$10,000 is included in the application. The extract from the application is provided as (Confidential Attachment 3).
11. The Kalamunda Annual Show Committee again contacted the Shire on 10 September 2012 asking if any decision had been made in relation to the compensation sought by the Lions Club of Kalamunda and the Show Committee.

STATUTORY AND LEGAL IMPLICATIONS

12. Nil.

POLICY IMPLICATIONS

13. Nil.

PUBLIC CONSULTATION/COMMUNICATION

14. Nil.

FINANCIAL IMPLICATIONS

15. The compensation requested by the Kalamunda Annual Show Committee for all participants is tabled below.

Group	Amount \$
Girl Guides WA Darling Swan	\$145.65
Various Stallholders - \$20 Goodwill Refund	560.00
Kalamunda Show Committee – Gate Takings	11,448.00
Lions Club of Kalamunda	2,153.31
Total	\$14,306.96

STRATEGIC AND SUSTAINABILITY IMPLICATIONS

Strategic Planning Implications

16. Nil.

Sustainability Implications

Social Implications

17. Nil.

Economic Implications

18. Nil.

Environmental Implications

19. Nil.

OFFICER COMMENT

20. All communication with the Show Committee was through the Office of the Chief Executive Officer.
21. Any undertakings made to the Committee have not been documented by the Shire. The only advice as to payment of compensation has been provided by the Show Committee in various correspondence.
22. Whilst the Shire of Kalamunda cannot be held legally liable, as outlined by its insurer, the Shire is able to show goodwill to the community groups who were affected by the actions of the Shire. This will show support for the Kalamunda Show and hopefully ensure it will continue into the future.
23. The 2012/2013 Shire Budget allocated a donation of \$13,000 to the Kalamunda Show. Three thousand dollars of this amount was for the purpose of compensation. The table contained in the Officer Recommendation provides for the requested compensation to be paid over five financial years with the two smaller groups being fully compensated in the first year.

As Council indicated they needed to discuss the Confidential Attachments this item was tabled at point 14 of this Agenda.

A Councillor Foreshadowed an Amendment to the Recommendation.

Prior to the Ordinary Council Meeting to be held on 19 November 2012, the Director Corporate & Community Services will confirm to Councillors whether the payments have been made to the Girl Guides and Various Stall Holders and also the amount paid to the Show in 2011.

Councillors queried the hire and cost arrangements between the Show Committee and the Shire of Kalamunda.

Voting Requirements: Simple Majority

OFFICER RECOMMENDATION (C&C 84/2012)

That Council:

1. Agrees to the request for compensation requested from community groups for losses incurred from the early closure of the Kalamunda Show in 2011.
2. Approves payments to be made in accordance with the following repayment schedule:

	2012/13	2013/14	2014/15	2015/16	2016/17	Totals
Girls Guides WA Darling Swan	\$145					\$145
Various Stallholders \$20 Goodwill refund	\$560					\$560
Lions Club of Kalamunda	\$1,153	\$500	\$500			\$2,153
Kalamunda Show Committee	\$1,148	\$2,500	\$2,500	\$3,000	\$2,300	\$11,448
Amount per year to be allocated	\$3,006	\$3,000	\$3,000	\$3,000	\$2,300	\$14,306

3. As part of annual budget process for 2013/2014 until 2016/2017 requests the above mentioned amounts are listed.

Moved:

Seconded:

Vote: **LAPSED**

Voting Requirements: Simple Majority

COMMITTEE RECOMMENDATION TO COUNCIL (C&C 84/2012)

That Council:

1. Agrees to the request for compensation requested from community groups for losses incurred from the early closure of the Kalamunda Show in 2011.
2. Approves payments to be made in accordance with the following repayment schedule:

	2012/13
Girls Guides WA Darling Swan	\$145
Various Stallholders - \$20 Goodwill Refund	\$560
Lions Club of Kalamunda	\$1,153
Kalamunda Show Committee	\$1,148
Amount to be Allocated	\$3,006

Moved: **Cr Margaret Thomas**

Seconded: **Cr Justin Whitten**

Vote: **For**

Cr Allan Morton
Cr Noreen Townsend
Cr Justin Whitten
Cr Dylan O'Connor
Cr Sue Bilich
Cr Donald McKechnie
Cr Margaret Thomas

Against

Cr John Giardina
Cr Geoff Stallard
Cr Martyn Cresswell

CARRIED (7/3)

Declaration of financial / conflict of interests to be recorded prior to dealing with each item.

85. Department of Regional Development and Lands – Proposed Disposal of Portion Reserve 30186 Victory Place, Lesmurdie

Previous Items	Nil
Responsible Officer	Director Corporate & Community Services
Service Area	Economic Property & Procurement Services
File Reference	VC-12/016
Applicant	Shire of Kalamunda
Owner	Shire of Kalamunda
Attachment 1	Department of Regional Development and Lands Proposed area for disposition
Attachment 2	Proposed alignment of access as agreed to by adjoining land owners
Attachment 3	Aerial Photograph of the location

PURPOSE

1. To seek Council's agreement to the Disposal of Portion Reserve 30186 Victory Place Lesmurdie to Mrs Margaret Arney of 263 Grove Road Lesmurdie and Mr Peter Sazanov of 22 Victory Place Lesmurdie.

BACKGROUND

2. In 1969 the Shire of Kalamunda granted a request for access by Mrs Arney across public open space being portion of Reserve 30186 Victory Place Lesmurdie.
3. In December 2008 a request was received from Mrs Arney to investigate the possible acquisition of the portion of Reserve 30186 currently being used as access to 263 Grove Road Lesmurdie.
4. This request was referred to Department of Planning and since then, there has been various correspondence items between the Shire of Kalamunda, Department of Regional Development and Lands and the Department of Planning.

DETAILS

5. The Department of Regional Development and Lands has now submitted a proposal for the disposal of a triangular portion of the Reserve to Mrs Arney as shown in (Attachment 1).
6. The proposal was provided to Mr Sazanov of 22 Victory Place Lesmurdie the adjoining landowner and the person most likely to be affected by the disposal, for comment.

-
7. Mr Sazanov advised that he had some concerns with the initial proposal as it would mean the Arney's would own a small portion of land between himself and Victory Road.
 8. Mr Sazanov also advised that he had concerns with dust and noise from the existing unsealed gravel access that is currently being used.
 9. It was suggested to Mr Sazanov that he may wish to acquire the portion of the reserve that abuts his boundary and Mr Sazanov was agreeable to this subject to a reasonable price being negotiated.

STATUTORY AND LEGAL IMPLICATIONS

10. The proposal if approved by Department of Regional Development and Lands will be required to be advertised for a 30 day public comment period and then presented to Council for recommendation.

POLICY IMPLICATIONS

11. There are no Policy Implications.

PUBLIC CONSULTATION/COMMUNICATION

12. There will be a 30 day public consultation period from the advertising of the proposal.

FINANCIAL IMPLICATIONS

13. Mrs Arney and Mr Sazanov would be required to pay all advertising and other disbursements associated with the proposal. The purchase price of the land would be paid to State Land Services.

STRATEGIC AND SUSTAINABILITY IMPLICATIONS

Strategic Planning Implications

14. There are no Strategic Planning Implications associated with this proposal.

Sustainability Implications

Social Implications

15. There are no Social Implications associated with this proposal.

Economic Implications

16. There are no Economic Implications associated with this proposal.

Environmental Implications

17. There are no Environmental Implications associated with this proposal.

OFFICER COMMENT

18. Mr Sazanov has been given the opportunity to provide comment on the proposal, which he has done so both verbally and in writing.
19. The main concerns from Mr Sazanov where the noise from crunching gravel with vehicle movements, dust during summer and the road verge deterioration from winter rains.
20. Mr Sazanov's concerns have been addressed, with Mrs Arney agreeing to provide a sealed crossover connecting to Victory Place roadway.
21. The recommendation provided within this report has been discussed with both Mr Sazranov and Mrs Arney and they have indicated there agreement to the recommendation.
22. The proposal would result in an area of approximately 29sqm being amalgamated into 263 Grove Road and approximately 57sqm into 22 Victory Place.

Voting Requirements: Simple Majority

COMMITTEE RECOMMENDATION TO COUNCIL (C&C 85/2012)

That Council:


1. Advertises the proposed disposal of a portion of Reserve 30186 for 30 days and subject to no objection:
 - a. Approves the disposal of a portion of Reserve 30186 by the Department of Regional Development and Lands to the owners of 263 Grove Road, Lesmurdie and 22 Victory Place Lesmurdie, as shown in (Attachment 2), subject to a written undertaking by the owner of 263 Grove Road that they will construct at their expense a sealed crossover extending from the existing paved driveway to Victory Place within six months of the transfer of the land.
 - b. Asks that the applicant submits a design to the Shire of Kalamunda prior to commencing works for approval.

Moved: **Cr John Giardina**

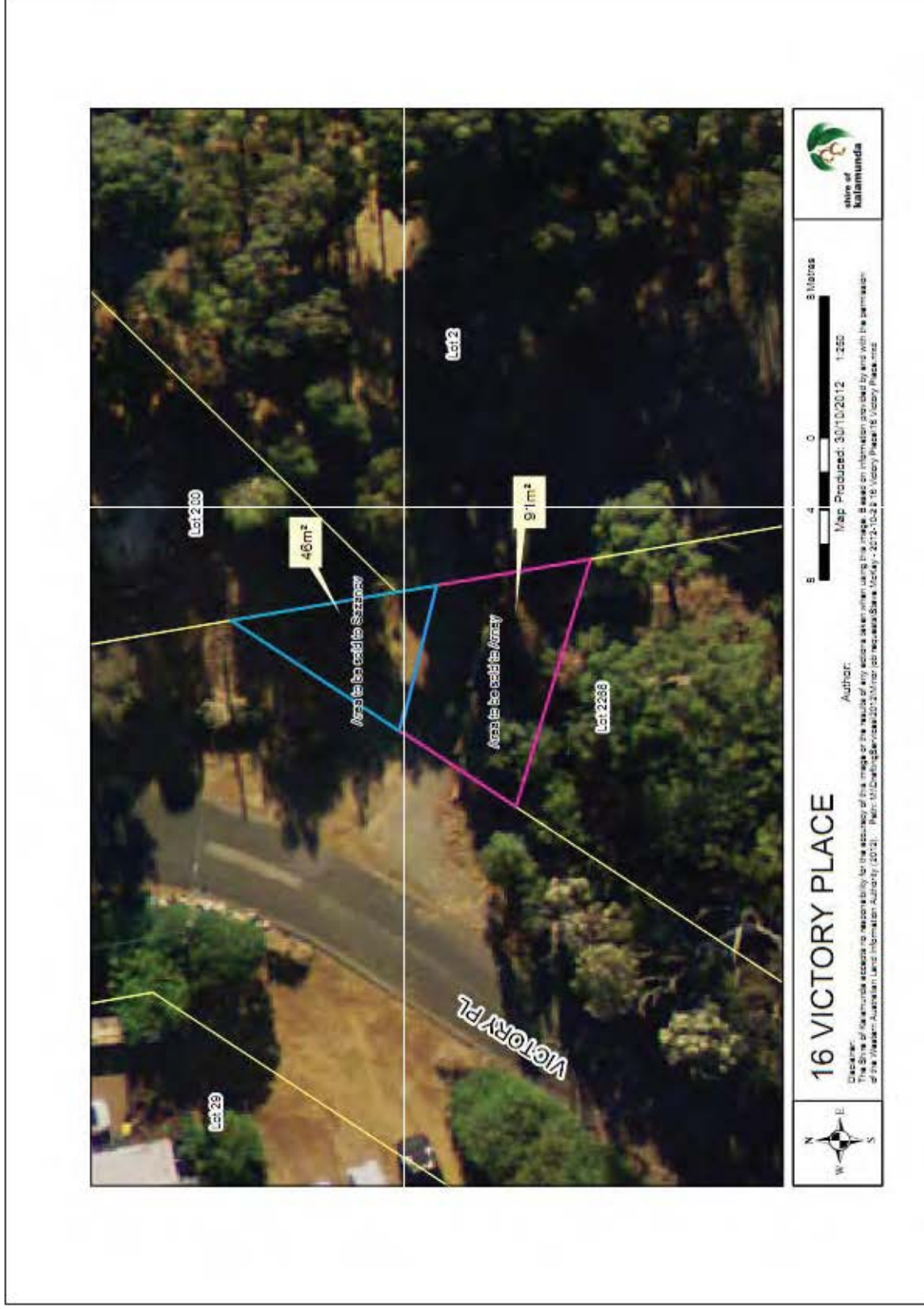
Seconded: **Cr Margaret Thomas**

Vote: **CARRIED UNANIMOUSLY (10/0)**


Attachment 1



Attachment 2



Attachment 3



Declaration of financial / conflict of interests to be recorded prior to dealing with each item.

86. Falls Farm Advisory Committee – Nomination for Membership

Previous Items	N/A
Responsible Officer	Director Corporate & Community Services
Service Area	Community Development
File Reference	CO-CCS-014/1
Applicant	N/A
Owner	N/A

PURPOSE

1. To approve the nomination of Mr Derek Winter to join Falls Farm Advisory Committee as a community representative.

BACKGROUND

2. The Falls Farm Advisory Committee's primary function is to provide the opportunity for user groups and Council to communicate on any relevant matters or developments relative to the Falls Farm facility.

DETAILS

3. As per the Terms of Reference for the Falls Farm Advisory Committee, key components of the membership include:
 - A total membership of up to eight members, all of whom shall be appointed by Council for a term of two years unless Council elects to reappoint any or all members for a further term.
 - Membership shall include preferably one representative from each user group of the facility or other interested people.
 - In accordance with the *Local Government Act 1995*, a minimum of three persons must be appointed to the Committee
4. The Falls Farm Advisory Committee currently consists of:

Name	Representing
Cr John Giardina	Councillor Delegate
Iris Jones	Lesmurdie & Districts Community Association Inc.
John Kenny	Lions Club of Lesmurdie
Pauline Tonkin	Community Representative
Joan Saunders	Tranquil Oasis
Robyn Slarke	Dharmapala Buddhist Centre

5. The Committee meets twice a year at the Falls Farm facility, but has the ability to increase frequency on a needs basis.

STATUTORY AND LEGAL IMPLICATIONS

6. Appointments are made in accordance with Section 5.10 (1) of the *Local Government Act 1995*.

POLICY IMPLICATIONS

7. CTEE3, Management and Advisory Committees – Representation, Review and Procedures.

PUBLIC CONSULTATION/COMMUNICATION

8. Nil.

FINANCIAL IMPLICATIONS

9. Nil.

STRATEGIC AND SUSTAINABILITY IMPLICATIONS

Strategic Planning Implications

10. *Shire of Kalamunda Strategic Plan 2009 – 2014*
- Strategy 5.2.1 Customer Insight – Develop an in-depth understanding of our customers, and use the information we receive to drive improvements to service standards, service delivery and service culture.

Sustainability Implications

Social Implications

11. The objectives of the Falls Farm Advisory Committee are for user groups to collectively meet and discuss relevant matters of the facility, advising and making recommendations to Council as appropriate.

Economic Implications

12. Nil.

Environmental Implications

13. Nil.

OFFICER COMMENT

14. There are currently six members on the Falls Farm Advisory Committee and in accordance with the membership, defined within the Terms of Reference, a total membership of up to eight can be appointed.
15. Mr Derek Winter has previously been a member of the Falls Farm Advisory Committee and would be nominated as a Community Representative.

Voting Requirements: Absolute Majority

COMMITTEE RECOMMENDATION TO COUNCIL (C&C 86/2012)

That Council:

1. Approves the appointment of Mr Derek Winter as a community representative to the Falls Farm Advisory Committee.

Moved: **Cr Noreen Townsend**

Seconded: **Cr Donald McKechnie**

Vote: **CARRIED UNANIMOUSLY/ABSOLUTE MAJORITY (10/0)**

Declaration of financial / conflict of interests to be recorded prior to dealing with each item.

87. Quarterly Progress Report – July – September 2012

Previous Items	N/A
Responsible Officer	Chief Executive Officer
Service Area	Office of CEO
File Reference	OR-CMA-009
Applicant	N/A
Owner	N/A

Attachment 1 Quarterly Progress Report July – September 2012

PURPOSE

1. To report to Council on the Shire's progress towards achieving its strategic goals.

BACKGROUND

2. In July 2009, the Shire implemented an integrated planning software package, "interplan". Interplan links the actions that each staff member works on within their business unit to the Strategic Plan. This ensures that each employee is working towards achieving the strategic direction of the Council.
3. The person responsible for an action or task in interplan is required to provide an update each month, giving an indication of how the action is progressing. Key Performance Indicators ("KPIs") are also updated. This information is collected by interplan to provide an overview of how the organisation is performing.

DETAILS

4. The quarterly progress report for the period July to September 2012 is presented at (Attachment 1). This report shows the progress of certain major projects and capital works for 2012/2013, budget summaries, KPI performance and the progress of the Shire against the five goals set out in the Strategic Plan.

Quarterly Progress Against Goals

5. Each business unit in the Shire has a business plan, which contains the actions to be achieved in the 2012/13 year. Each of these actions is linked to a strategy, outcome and goal in the Strategic Plan adopted by Council. All goals are progressing well. Of the 548 actions monitored across the organisation, 392 (or 72%) are at 90% or more of their progress target to date.

Key Performance Indicators

6. Performance against the Shire's corporate KPIs is shown. Of the 14 KPIs presented, for the period 1 July – 30 September:

-
- Five are at or exceeding their target.
 - Three is within 5% of its target.
 - Six are below 5% of their target.

The “traffic light” indicator appearing on the report relates to the month of September only, not the whole quarter.

7. It should be noted that high targets have been set (for example, 98% of all incoming correspondence is to be responded to within five working days). There are also KPIs over which staff have no control, for example number of building applications received, which also impacts number of applications approved.
8. The KPIs which are reported on are currently under review, to ensure that useful information is being provided.

Major Projects

9. The progress of a number of major projects for 2012/13 is shown. All projects are at 90% or more of their progress target for the year to date, with the following five exceptions:
 - Facilitate future development options of Lincoln Road Reserve Forrestfield (not yet started)
 - Oversee works at Central Hall (KADS) – replacement of roof, replacement of wall in Western direction and major structural refurbishment (60%)
 - Oversee works at Carilla Camping Ground – upgrade facility inclusive of improved disability access and provide a water connection to the Heritage Building and a shelter over the BBQ area (not yet started)
 - Oversee the installation of new toilets at the Kalamunda History Village to accommodate visitors on site (60%)
 - Manage the construction of a new amenities building for the staff at the Shire’s Operations Centre (60%)
10. All of the projects are currently within budget (actual expenditure for the year to date is less than the annual budgeted expenditure).

Divisional Summary

11. A summary of progress for the quarter is presented for each of the Directorates.

Directorate Budgets

12. These graphs show the year-to-date budgeted income less the year-to-date budgeted expenditure (Budget YTD) and the year-to-date actual income less the year-to-date actual expenditure (Actual YTD), for each of the Directorates.

Financial Report – Organisational Summary Graph

13. The actual and budgeted year-to-date operating expenditure figures are shown for the Shire as a whole. Expenditure is currently below budget.

Financial Report – Organisational Summary Table

14. Actual and budgeted income and expenditure is shown for each business unit. The variance is also shown. Income – expenditure is shown at the bottom of the table (“Overall Net”). For the quarter, 1 July 2012 – 30 September 2012:
- The budgeted income was \$36,053,182.04 and the actual income \$35,679,659.30.
 - The budgeted expenditure was \$16,080,904.08 and the actual expenditure \$12,598,423.71.
 - This is an overall net figure of (\$19,972,277.96) budgeted and (\$23,081,235.59) actual.

Engineering Financial Summary

15. The major engineering projects for 2012/13 are shown in a table, following the budget summary graph. Budgeted and actual amounts, and the variance, are shown for each of the projects. Where the variance is a negative figure, the actual year to date expenditure is less than the budgeted amount. A positive variance indicates that the actual year to date expenditure is higher than the budgeted amount. Seven of the listed projects are over budget for the quarter.
16. The over-expenditure which has been reported is explained as follows –

Graffiti

17. The additional expenditure of \$1,922 (3.8%) in the quarter has been due to administrative costs, such as workers compensation (\$499), overheads (\$9,541) and service fees (\$2,321) coming in over budget. Excluding these items, the expenditure in this area is under budget by \$10,440.

Road Maintenance and Drainage Maintenance

18. Both of these service areas were impacted by the delay in the commencement of the Shire’s capital projects. As a result, staff undertook additional maintenance activities, which has resulted in over expenditure of \$19,818 and \$22,727 respectively. It is expected that these activities will come back on track, as we have now commenced delivery of the capital programme.

Category 2 and Category 3 Road Verges

19. The expenditure in Category 2 Road Verges of \$4,322 (17.2%) is a result of seasonal verge mowing, however this has now been completed and further expenditure will be monitored and controlled.

The expenditure in Category 3 Road Verges of \$26,685 (100.78%) has been caused by additional tree pruning which was required. This is a seasonal cost and work has been completed. Further expenditure will be monitored and controlled.

Category 3 Reserves

20. The additional expenditure of \$659 (1.8%) was due to vigorous growth in a number of locations. This activity will be monitored over the coming months.

Gardens and Environs

21. The over expenditure in this activity of \$36,053 (10.3%) is comprised of additional depreciation (\$10,239) and motor vehicle expenses (\$26,975).

Asset Financial Summary

22. The major asset-related projects for 2012/13 are shown in a table, following the budget summary graph. Budgeted and actual amounts, and the variance, are shown for each of the projects. Again, a positive variance indicates that the action is over-expended for the year to date. None of the listed projects are over budget for the quarter. A more detailed list, outlining the progress of each project, follows the table.

Capital Works

23. A graph showing budgeted and actual expenditure on capital works is shown. Following the graph, a table of the major capital works projects for 2012/13 is presented, showing budgeted and actual amounts and the variance for each project. Three of the listed actions are over budget for the year to date, although expenditure is below the annual budget amount. A summary of the progress of these projects follows, and then a more detailed list including progress comments.

STATUTORY AND LEGAL IMPLICATIONS

24. Nil.

POLICY IMPLICATIONS

25. Nil.

PUBLIC CONSULTATION/COMMUNICATION

26. Nil.

FINANCIAL IMPLICATIONS

27. Nil. The interplan system allows expenditure to be monitored continuously through the year.

STRATEGIC AND SUSTAINABILITY IMPLICATIONS

Strategic Planning Implications

28. All actions within interplan are linked to the Strategic Plan. This ensures that all projects and tasks that are carried out are done so with the strategic direction of Council in mind.

Sustainability Implications

Social Implications

29. Nil.

Economic Implications

30. Nil.

Environmental Implications

31. Nil.

OFFICER COMMENT

32. Nil.

Voting Requirements: Simple Majority

COMMITTEE RECOMMENDATION TO COUNCIL (C&C 87/2012)

That Council:

1. Receives the Quarterly interplan Progress Report for July to September 2012 (Attachment 1).

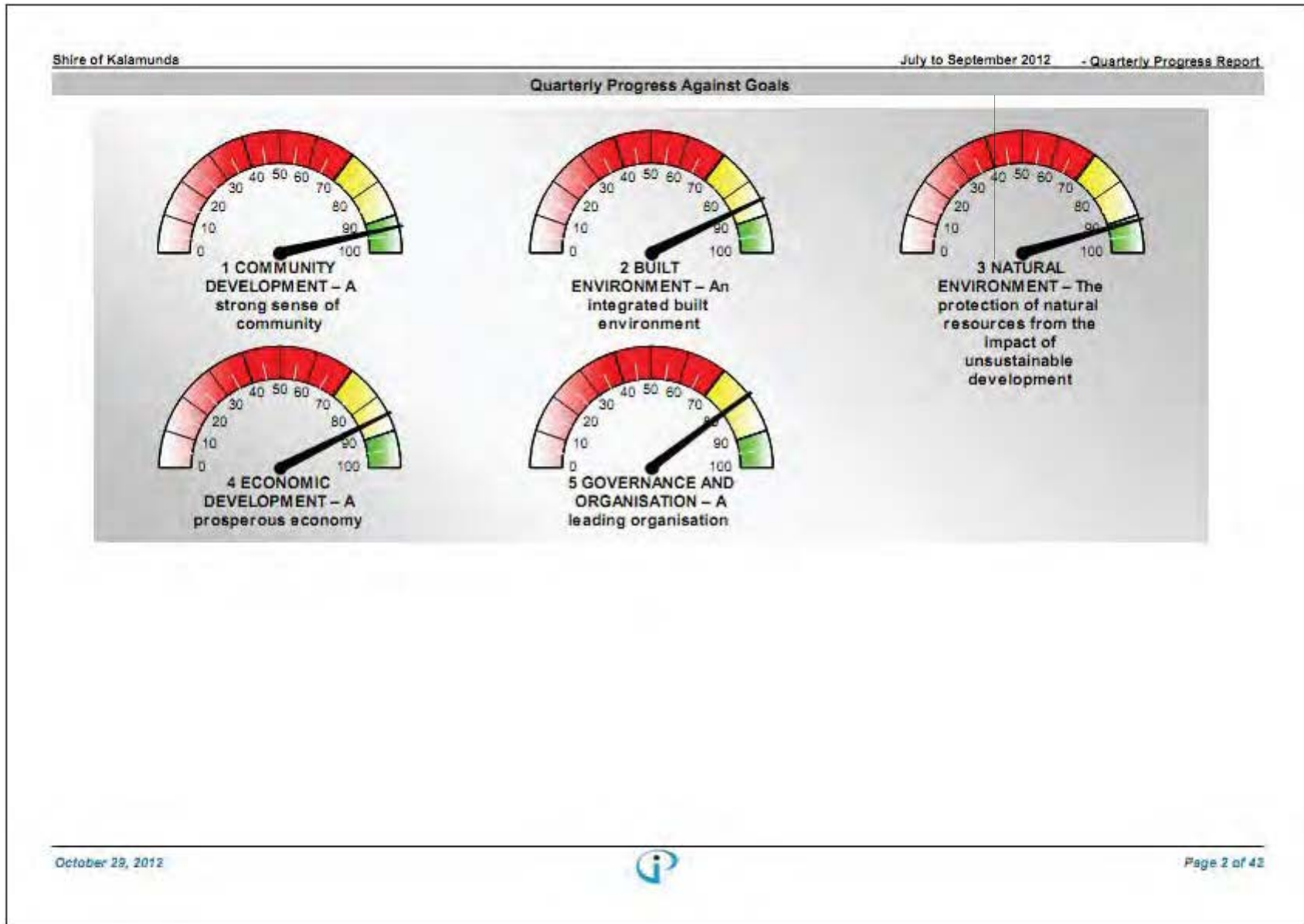
Moved: **Cr Margaret Thomas**

Seconded: **Cr Geoff Stallard**

Vote: **CARRIED UNANIMOUSLY (10/0)**

Attachment 1





Shire of Kalamunda		July to September 2012 - Quarterly Progress Report				
GOAL AREA	NO. OF COUNCIL PLAN ACTIONS	NO. OF ACTIONS AT LEAST 90% OF TARGET	NO. OF ACTIONS BETWEEN 70 & 90% OF TARGET	NO. OF ACTIONS LESS THAN 70% OF TARGET	NUMBER OF ONGOING ACTIONS	ACTIONS WITH NO TARGET
1 COMMUNITY DEVELOPMENT – A strong sense of community	99	83	0	14	0	2
2 BUILT ENVIRONMENT – An integrated built environment	149	104	15	28	0	2
3 NATURAL ENVIRONMENT – The protection of natural resources from the impact of unsustainable development	23	19	0	4	0	0
4 ECONOMIC DEVELOPMENT – A prosperous economy	22	17	0	5	0	0
5 GOVERNANCE AND ORGANISATION – A leading organisation	255	171	8	63	0	13









Shire of Kalamunda		Council Progress Report					
KPI	Trend Sep 2011 - Sep 2012	Unit	Sept Target	Sept Actual	YTD Target	YTD Actual	Indicator (Sept)
Corporate Indicators							
Customers							
Customer requests responded to within 5 working days Executive Comments: Performance has improved since last month. Result for July: 94.91; August: 87.32; September: 93.86.		%	98.00	93.86	98.00	92.03	AMBER
Incoming correspondence responded to within 5 working days Executive Comments: Performance remaining fairly steady. Result for July: 88.57; August: 91.74; September: 91.08.		%	98.00	91.08	98.00	90.46	RED
Employees							
Employee turnover rate (FTE terminations as a % of total employees) Executive Comments: Result for July: 35; August: 2; September: 8.		%	8.00	8.00	8.00	4.50	GREEN
Lost time to injury - number of injuries (per business unit) Executive Comments: Result for September represents 1 Injury In Community Development and 2 In Operations (Parks). Result for July: 0; August: 0.07; September: 0.21.		#	2.00	0.21	2.00	0.09	GREEN
Governance Management							
Councillor enquiries actioned within 2 days Executive Comments: Performance appears to be declining, however this may be due to business units not updating the KPI, rather than the result actually being lower. Result for July: 100; August: 99.64; September: 87.14		%	100.00	87.14	100.00	95.59	RED
Project Management							
Projects - % of projects in IPM with budget performance on track Executive Comments: Looking at alternative methods of reporting on budget progress in IPM (Integrated Project Manager). Currently it is not possible to budget at task level, so individual project budgets can not be monitored accurately. Result for July: 100; August: 100; September: 92.86.		%	98.00	92.86	98.00	97.62	RED

Shire of Kalamunda			Council Progress Report				
KPI	Trend Sep 2011 - Sep 2012	Unit	Sept Target	Sept Actual	YTD Target	YTD Actual	Indicator (Sept)
<p>Projects - % of projects in IPM with project progress on track Executive Comments: Result for July: 100; August: 100; September: 79.04. Project start and finish dates need to be reviewed and updated in IPM, so that projects that are not due to start until later in the year do not appear as "off-track".</p>		%	98.00	79.04	98.00	93.01	
<p>Statutory Compliance Building applications outstanding Executive Comments: Number outstanding has decreased significantly. Result for July: 46; August: 58; September: 3. Processing can only be completed and the statutory time frames imposed once the application as received is deemed a complete application.</p>		#	37.50	3.00	112.50	107.00	
<p>Building applications received Executive Comments: Result for July: 153; August: 137; September: 166. Staff have no control over this measure. Higher number of Certified Applications received this month also 5 country Shire applications.</p>		#	140.00	166.00	420.00	456.00	
<p>Building licences approved Executive Comments: Result for July: 179; August: 96; September: 122. Largely dependent on number of applications received. A number of incomplete applications are being received, which influences the number determined.</p>		#	145.00	122.00	435.00	399.00	
<p>Development applications determined within 20 days Executive Comments: Result for July: 28; August: 40; September: 37. Largely dependent on the number of applications received.</p>		#	41.67	37.00	125.01	105.00	
<p>Planning applications approved Executive Comments: Result for July: 35; August: 50; September: 64. This includes Codes Approvals, many of which have been assessed by statutory planners. Largely dependent on number of applications received.</p>		#	60.00	64.00	180.00	149.00	







Shire of Kalamunda		Council Progress Report					
KPI	Trend Sep 2011 – Sep 2012	Unit	Sept Target	Sept Actual	YTD Target	YTD Actual	Indicator (Sept)
Planning applications outstanding Executive Comments: Remaining consistently very low. Result for July: 3; August: 0; September: 1. All planning applications are either currently being assessed or have already been determined.		#	5.00	1.00	15.00	4.00	GREEN
Planning applications received Executive Comments: Staff have no control over this measure. Result for July: 76; August: 71; September: 37.		#	60.00	37.00	180.00	184.00	AMBER



Shire of Kalamunda		Major Projects		July to September 2012 - Quarterly Progress Report	
Action	Start Date	End Date	Budget Expenditure	Actual Expenditure	% Variance
1.1.1 Manage the investigations and ongoing development associated with aged care facilities being developed on Wilkins Road	01/07/12	30/06/13	\$50,000.00	\$2,520.00	-94.75%
1.2.1.1 Research, develop, implement, monitor and evaluate opportunities for seniors that promote the Shire and advance community health and well being	01/07/12	30/06/13	\$282,010.00	\$55,468.00	-87.38%
1.3.1.7 Undertake the development of a Masterplanning process for Darling Range Sports College Public Open Space	01/07/12	30/06/13	\$40,000.00	\$13,116.00	-67.21%
2.1.1.2 Continue to develop the Woodupine Digital Hub as part of the Foot Hills Infrastructure Project	31/05/12	30/06/13	\$50,000.00	\$0.00	-100.00%
2.1.4.11 Prepare schedule of works and costings for the implementation of the Forrestdale District Centre Structure Plan	01/07/12	30/06/13	\$50,000.00	\$5700.00	-90.62%
2.1.4.17 Facilitate the future utilisation or development options of Lots 7, 8 and 4255 Lewis Road, Warble Grove	01/07/12	30/06/13	\$0.00	\$0.00	0.00%
2.1.4.18 Facilitate future development options of Lincoln Road Reserve Forrestdale	01/07/12	30/06/13	\$0.00	\$0.00	0.00%
2.1.4.4 Facilitate the (Mixed Use) and development of Lot 106 (65) Hale Road, Forrestdale	01/07/12	30/06/13	\$1,262,000.00	\$26.00	-100.00%
2.1.4.5 Diversify and direct consultants dealing with the Forrestdale High Wycombe Industrial Area	01/07/12	30/06/13	\$1,071,000.00	\$9,346.00	-99.12%
2.1.4.6 Facilitate the residential development of D'ignat Coun and Edney Road	01/07/12	30/06/13	\$1,613,000.00	\$0.00	-100.00%
2.3.2.15 Implement the annual road renewal construction programme	01/07/11	30/06/12	\$2,424,197.00	\$331,866.00	-86.31%
2.3.2.40 Overseas works at Central Hall (KACS) - replacement of roof, replacement of wall in Western direction and major structural refurbishment (Pw Project PR-05/12/12)	01/07/12	30/06/13	\$355,000.00	\$0.00	-100.00%
2.3.2.6 Diversify the Shire's building asset renewal program in accordance with the approved 2012/13 budget	01/07/11	30/06/12	\$513,500.00	\$41,866.00	-91.83%








Shire of Kalamunda		July to September 2012		- Quarterly Progress Report	
2.3.10	Oversee works at Carita Camping Ground - upgrade facility inclusive of improved disability access and provide a water connection to the Heritage Building and a shelter over the BBQ area. (IPM) Project PR-112/10	01/07/12	30/09/12	 0% 20% 40% 60% 80% 100%	\$134,400.00 \$0.00 -100.00%
2.3.11	Oversee the installation of new toilets at the Kalamunda History Village to accommodate visitors on site. (IPM) Project PR-7267/12	01/07/12	30/09/12	 0% 20% 40% 60% 80% 100%	\$180,000.00 \$1,760.00 -98.93%
2.3.4.22	Oversee works on Abernathy Road, from Dundas Road to Kalamunda Road (IPM) Project PR-5725/10	01/07/12	30/09/12	 0% 20% 40% 60% 80% 100%	\$1,680,000.00 \$23,954.00 -98.74%
3.1.3	Monitor and evaluate ground water use to ensure use is within licence conditions and that water use meets Waterwise Council criteria	01/07/12	30/09/12	 0% 20% 40% 60% 80% 100%	\$100,000.00 \$550.00 -99.45%
4.2.4	Miss Orchard Study Review	01/07/12	30/09/12	 0% 20% 40% 60% 80% 100%	\$16,000.00 \$0.00 -100.00%
5.3.3	Manage the construction of a new amenities building for the staff at the Shire's Operations Centre. (IPM) Project PR-6183/10	01/07/12	30/09/12	 0% 20% 40% 60% 80% 100%	\$800,000.00 \$3,667.00 -99.57%










Shire of Kalamunda		July to September 2012 - Quarterly Progress Report					
Major Projects							
	At least 90% of action target achieved						
	Between 40 and 90% of action target achieved						
	Less than 40% of action target achieved						
ACTION	RESPONSIBLE PERSON POSITION	% COMP	STATUS	START DATE	END DATE	PROGRESS	
Goal: 1 COMMUNITY DEVELOPMENT – A strong sense of community							
Outcome: 1.1 Enhanced quality of life for the aged and disabled							
Strategy: 1.1.2 Facilitate the provision of the required level of high and low residential care places in the appropriate locations to meet current and future demand by collaborating with residential care providers							
1.1.2.1 Manage the investigations and ongoing development associated with aged care facilities being developed on Wilkins Road	Warwick Carter - Manager Economic, Property & Procurement Services	34.00%	In Progress	01/07/2012	30/06/2013		
PROGRESS COMMENTS							
Initial feedback from Bushfire Consultant has been received identifying the need for a new road and re think of the development. Officers from Department of Planning have been briefed on the proposal.							
Outcome: 1.2 A vibrant Arts and Cultural life community.							
Strategy: 1.2.1 Strengthen the community spirit through the provision of cultural activities promoting participation and capacity building in partnership with community groups and networks							
1.2.1.1 Research, develop, implement, monitor and evaluate opportunities for seniors that promote the Shire and enhance community health and well being	Leah Miller - Seniors and Disabilities Officer	34.00%	In Progress	01/07/2012	30/06/2013		
PROGRESS COMMENTS							
Appropriate opportunities to promote the Shire and enhance health and well being amongst seniors in our community will be presented where possible.							
A free information session on "Personal Safety and Scams" was presented to 250 seniors at the Kalamunda Performing Arts Centre on Friday 10 August 2012. WA Police, Neighbourhood Watch and Consumer Protection will all present information. Participants received a lanyard for their keys and a free personal panic alarm. Feedback from Seniors who participated in the session has been positive.							
A free information session and event was presented to Seniors during 'Stay on Your Feet Week'. The Seniors Healthy Living Seminar presented information from the Australian Podiatry Association, Heartmoves program, Healthy Communities project and a healthy afternoon							
October 29, 2012					Page 9 of 42		



Shire of Kalamunda		July to September 2012 - Quarterly Progress Report				
Strategy: 1.2.1 Strengthen the community spirit through the provision of cultural activities promoting participation and capacity building in partnership with community groups and networks						
PROGRESS COMMENTS						
tea to 83 participants.						
Alzheimer's WA bought their "Memory Van" to the Woodlupine Family and Community Centre in Forrestfield on Thursday 27 September 2012 during Dementia Awareness Week.						
A range of events will be presented during Seniors Week. The program includes events that address health and well being along with social opportunities for seniors.						
Outcome: 1.3 The community has access to a diverse range of recreational opportunities						
Strategy: 1.3.1 Manage the effective promotion, planning and usage of recreational spaces, services and facilities						
1.3.1.7 Undertake the development of a Masterplanning process for Darling Range Sports College Public Open Space.	Jordana Maxwell - Recreation Services Officer	25.00%	In Progress	01/07/2012	30/06/2013	
PROGRESS COMMENTS						
The Request For Quotation process was undertaken in early September with the preferred consultant engaged, namely CCS Strategic.						
An inception meeting with the consultant and Darling Range Sports College school representatives was held in September.						
The consultant also met with the Hartfield Park user groups to discuss the master planning process.						
October 29, 2012					Page 10 of 42	

Shire of Kalamunda		July to September 2012 - Quarterly Progress Report				
Goal: 2 BUILT ENVIRONMENT – An integrated built environment						
Outcome: 2.1 Meeting community needs today and into the future						
Strategy: 2.1.1 Develop and implement a policy and structure to ensure the effective management of Shire owned and managed land and buildings						
2.1.1.2 Continue to develop the Woodlupine Digital Hub as part of the Foothills Infrastructure Project	Warwick Carter - Manager Economic, Property & Procurement Services	30.00%	In Progress	01/09/2012	30/06/2013	
PROGRESS COMMENTS Curtin University finalising a brief for research component of funding application. Contact being made with mining sector to gauge support.						
Strategy: 2.1.4 Ensure the local planning scheme, strategy and policies appropriately address the future supply and demand and needs and expectations of the community						
2.1.4.18 Facilitate future development options of Lincoln Road Reserve Forrestfield	Warwick Carter - Manager Economic, Property & Procurement Services	0.00%	Deferred	01/07/2012	30/06/2013	
PROGRESS COMMENTS On hold with York Road given preference over the Lincoln Road Development						
2.1.4.6 Oversee and direct consultants dealing with the Forrestfield/High Wycombe Industrial Area	Andrew Fowler-Tutt - Manager Development Services	25.00%	In Progress	01/07/2012	30/06/2013	
PROGRESS COMMENTS Stage 2: Strategem Environmental Consultants - Water monitoring and Local Water Management Strategy (LWMS) Stage 3: TPG Planning Consultants - MRS Submission to the WA Planning Commission. TPG Planning Consultants - Structure Plan design. Strategem Environmental Consultants - Water monitoring and LWMS						
2.1.4.17 Facilitate the future utilisation or development options of Lots 7, 8 and 4255 Lewis Road, Wattle Grove	Warwick Carter - Manager Economic, Property & Procurement Services	25.00%	In Progress	01/07/2012	30/06/2013	
PROGRESS COMMENTS Presentation being prepared for Council forum on future of land.						

Shire of Kalamunda		July to September 2012 - Quarterly Progress Report				
Strategy: 2.1.4 Ensure the local planning scheme, strategy and policies appropriately address the future supply and demand and needs and expectations of the community						
2.1.4.4 Facilitate the Mixed Use land development of Lot 106 (88) Hale Road, Forrestfield	Warwick Carter - Manager Economic, Property & Procurement Services	25.00%	In Progress	01/07/2012	30/06/2013	
PROGRESS COMMENTS Awaiting Ministerial Approval of amendment. Subdivision plans completed and waiting to be lodged. New design guidelines to be drafted and to be presented to Council.						
2.1.4.8 Facilitate the residential development of Cygnet Court and Edney Road	Warwick Carter - Manager Economic, Property & Procurement Services	25.00%	In Progress	01/07/2012	30/06/2013	
PROGRESS COMMENTS Awaiting Ministerial approval of amendment. Engineers engaged, Advice from Dept of Planning that letter confirming transfer has been sent.						
2.1.4.11 Prepare schedule of works and coatings for the implementation of the Forrestfield District Centre Structure Plan.	Andrew Fowler-Tutt - Manager Development Services	25.00%	In Progress	01/07/2012	30/06/2013	
PROGRESS COMMENTS Budget allocation provided for the following items: Management Plan - Woodlupine Creek - A meeting was held on site on 19 September 2012 to discuss the scope of the project. A project brief has now been prepared and is currently being reviewed by staff. Traffic and Parking Study - A project brief will be prepared for the study over the coming weeks.						
Outcome: 2.3 Long term viability of infrastructure and facilities						
Strategy: 2.3.2 Maintain, refurbish or upgrade existing infrastructure to encourage increased utilisation and extension of asset life						
2.3.2.19 Implement the annual road renewal construction programme	Keith Batty - Works Supervisor - Roads	27.00%	In Progress	01/07/2011	30/06/2021	
PROGRESS COMMENTS Lawnbrook Road completed Fern Road overlay completed backfill outstanding Masonmill overlay completed backfill and linemarking outstanding First Avenue overlay completed linemarking outstanding Merrivale widening 95% completed McRae road hotmix completed, linemarking outstanding Dundas Road / Malda Vale Road power pole relocated. Works recommenced. Merrivale widening completed hot seal outstanding Dundas and Malda Vale widening completed seal hotmix kerb footpath outstanding						
October 29, 2012					Page 12 of 42	

Shire of Kalamunda		July to September 2012 - Quarterly Progress Report				
Strategy: 2.3.2 Maintain, refurbish or upgrade existing infrastructure to encourage increased utilisation and extension of asset life						
2.3.2.6 Oversee the Shire's building asset renewal program, in accordance with the approved 2012/13 budget	Brayden Thornton - Coordinator Building Maintenance	25.00%	In Progress	01/07/2011	30/06/2021	
PROGRESS COMMENTS Assets renewals as per 2012/2013 budget are underway. All individual projects are commented on in Interplan.						
2.3.2.4b Oversee works at Central Hall (KADS) - replacement of roof, replacement of wall in Western direction and major structural refurbishment (IPM Project PR-5176/10)	Brayden Thornton - Coordinator Building Maintenance	15.00%	In Progress	01/07/2012	30/06/2013	
PROGRESS COMMENTS Scoping of works required is being carried out to original design Architect - Trevor Chudleigh An estimated time frame of how the work will proceed is: 1. Scope/specification – finalised by end of October 2. Approvals – November. Meeting with key stakeholders to confirm meeting of expected outcomes. 3. RFQ (Quotes) – End of November - early December 4. Award contract to Builder/Roofing contractor – December/ January 5. Actual start-up date – TBA (depending on negotiation with successful construction company) & consultation with KADS and other affected parties (Markets) 6. Duration of work on roof – estimated 2 weeks, estimated work to disabled toilet and cladding 5 weeks. Advised by main user group (KADS) that January - mid-February is ideal time for works.						
Strategy: 2.3.3 Maintain, refurbish or upgrade reserves and park lands infrastructure, and maintain reserves support infrastructure such as public amenities and playgrounds						
2.3.3.10 Oversee works at Carilla Camping Ground - upgrade facility inclusive of improved disability access and provide a water connection to the Heritage Building and a shelter over the BBQ area (IPM Project PR-112/10)	Brayden Thornton - Coordinator Building Maintenance	0.00%	Not Started	01/07/2012	30/06/2013	
PROGRESS COMMENTS N/A						

Shire of Kalamunda		July to September 2012 - Quarterly Progress Report				
Strategy: 2.3.3 Maintain, refurbish or upgrade reserves and park lands infrastructure, and maintain reserves support infrastructure such as public amenities and playgrounds						
2.3.3.11 Oversee the installation of new toilets at the Kalamunda History Village to accommodate visitors on site (IPM Project PR-7067/12)	Brayden Thornton - Coordinator Building Maintenance	15.00%	In Progress	01/07/2012	30/06/2013	
PROGRESS COMMENTS Site Plans required to be updated prior to application of installation of septic tank system to Health Department (State - not Shire) An estimated time frame of how the work will proceed is: 1. Scope/specification for septic tank layout – finalised by mid-October 2. Approvals – WA Health Department (6 weeks allowed) ready by December 3. Site works - installation of septic tanks and leach drains December/January 4. Quotes for supply and install of suitable toilet facility in subscribed location (commenced) 5. Award contract to contractor – December/ January 6. Start-up date for toilet installation – TBA (depending on negotiation with company) & consultation with History Village re: their operating times & schedule 7. Duration of work septic – allowed 2 weeks (including site works); estimated work for toilet installation and cladding 3 weeks. Advised by main user group (History Village) that January - Mid February is ideal time for works.						
Strategy: 2.3.4 Maintain and improve local road and verge networks and implement traffic management initiatives where required						
2.3.4.22 Oversee works on Abernathy Road, from Dundas Road to Kalamunda Road (IPM Project PR-5726/10)	Sam Asaad - Manager Infrastructure Operations	25.00%	In Progress	01/07/2012	30/06/2013	
PROGRESS COMMENTS This project is awaiting final approvals and detailed construction designs. In addition, agreements with utilities need to be finalised prior to project commencement.						
Goal: 3 NATURAL ENVIRONMENT – The protection of natural resources from the impact of unsustainable development.						
Outcome: 3.1 Sustainable water management						
Strategy: 3.1.3 Actively encourage adoption of water sensitive technologies and practices, including the implementation of water re-use practices						
3.1.3.1 Monitor and evaluate ground water use to ensure use is within licence conditions and that water use meets Waterwise Council criteria	Daniel Nelson - Parks Supervisor (Reticulation)	25.00%	In Progress	01/07/2012	30/06/2013	
PROGRESS COMMENTS Groundwater use totalled, evaluated and sent to the Department of Water, the Shire remains under water allocation. Hydrologist completed stage one of the foothills water proofing project feasibility study, RFQ sent out and contract awarded for stage 2 of the foothills water proofing strategy feasibility study.						
October 23, 2012					Page 14 of 42	

Shire of Kalamunda		July to September 2012 - Quarterly Progress Report				
Goal: 4 ECONOMIC DEVELOPMENT – A prosperous economy Outcome: 4.2 Increased opportunities for local business and employment. Strategy: 4.2.4 Preserve the economic viability of agricultural and viticultural land use activities						
4.2.4.1 Hills Orchard Study Review.	Nina Lytton - Coordinator Strategic Planning	33.00%	In Progress	01/07/2012	30/06/2013	
PROGRESS COMMENTS The results from the residents questionnaire have been collated and broken down to be analysed. With this information, the results have been prepared to be presented to the Department of Planning and Department of Agriculture and Food in individual meetings. Following these meetings, actions and tasks will be prepared, which will be presented to the working group in September, along with the findings of the questionnaire. Brief for the consultant to conduct the soil mapping has been sent out in October 2012.						
Goal: 5 GOVERNANCE AND ORGANISATION – A leading organisation. Outcome: 5.3 Growth in innovative services Strategy: 5.3.3 Provide modern and welcoming facilities which meet organisational and community needs						
5.3.3.3 Manage the construction of a new amenities building for the staff at the Shire's Operations Centre (IPM Project PR-5163/10)	Brayden Thornton - Coordinator Building Maintenance	5.00%	In Progress	01/07/2012	30/06/2013	
PROGRESS COMMENTS Work commenced Tuesday 23rd October. All approvals and permits obtained.						

Shire of Kalamunda

July to September 2012 - Quarterly Progress Report

Divisional Summary

Corporate and Community Services

The July – September quarter has seen the Shire's 2012/2013 budget adopted and its year end draft results for 2011/2012 being posted with a surplus.

The annual audit was undertaken and the Shire is now awaiting its audit results and report. The Rates were disbursed and collections processes are occurring.

The last of the Smokebush land subdivision was sold, along with a property in Meida Vale and a property in Kalamunda. The Shire held a consultation with residents in Farnesfield about the future development of Cambridge Reserve.

The Shire has commenced its annual events programs with a range of successful community shows at the Kalamunda Performing Arts Centre and the Zig Zag Cultural Centre.

Development and Infrastructure Services

Development Services

Major Highlights:

Draft Local Planning Policies have been developed for signs, telecommunications facilities and commercial vehicles. A number of applications are now coming in from the country shires. A meeting was recently held with the CEO of Brookton and his senior staff. This meeting reinforced our current level of service and identified additional areas of service that we can provide.

The Shire's Environmental Reserves Officer, Bush Care Officer and the State Boneseed Coordinator took part in Boneseed Blitz. During this annual event, all known sites are visited and any plants found are removed. The aim of this program is to eradicate this weed from Western Australia. Kalamunda has more recorded Boneseed sites than any other Local Government Area and a new population was targeted at Lesmurdia Falls this year.

Water Quality monitoring of selected creeks in the Shire was undertaken in the month of September. The Environmental Sustainability Projects Officer organised 51 Waterwise showheads to be acquired free from Water Corporation, to be installed at 6 high water use Shire facilities.

The Local Climate Change Adaptation Action Plan is progressing well, discussions with 18 staff members have assisted to determine key action areas in the future.

Any Issues

The issue of territory signage on private and public land has highlighted flaws in the Shire's signage local law and Local Planning Scheme. This will be resolved through the preparation of a new policy and changes to the Local Planning Scheme.

The WA Planning Commission has released model subdivision conditions which need to be used by all local authorities. The principal aim of the conditions is to reduce the advertising time of subdivision applications by providing a standardised set of tested and agreed conditions.

The recording mechanisms in SynergySoft make it hard to accurately record pending periods and when we finally have a complete application. It needs to be reinforced with staff that they MUST record when information is requested and when it is received, until this happens we will continue to have problems with accurate recorded approval times. IT Vision's Work Flow is available for use but has not been released for staff to use, once released it will enable a better tracking of application processing times.

Ranger & Health Services

Major Highlights:

Rangers

Shared services work continues to operate smoothly.

Booth manned at the Walk the Zig Zag event.

Health

Service KPIs are improving following appointment of two new officers. Service now has a full complement of staff.

October 29, 2012



Shire of Kalamunda

July to September 2012 - Quarterly Progress Report

From October fortnightly staff visits will recommence to the Shires of Brooker and Pingelly.

Infrastructure Operations

With the start of the 2012/13 Financial Year, there has been an opportunity to implement a number of improvements to systems, processes and procedures to improve on how the Technical Services and Infrastructure Operations teams deliver on the strategic priorities and actions of the organisation.

The key focus areas have been:

1. Financial management and purchasing
2. Project delivery
3. Communications and customer service

This has included the following specific actions in the quarter:

- Staff training in purchasing requirements and procedures
- Improved oversight of purchasing
- Improved budget reporting
- Improved project planning
- Increased oversight of project variations
- Improved communications with other business units

Asset Management has a high priority due to its importance as a part of the Integrated Planning Framework. In order to deliver on the key strategies the Asset Management team has commenced:

- Endorsement of the revised Asset Management Policy
- Development of Asset Management Plans for Parks and Stormwater
- Review of the Asset Management Strategy

As part the 2012/13 Capital program the following projects are in the design and approval stage of project delivery:

- Abernethy Road widening (by contract)
- Kalamunda and Midland Road intersection
- Victory Place, Drainage design
- Forrestfield Bowling Club car park
- Line marking works in various locations

Over the quarter, the Traffic Engineer has established an effective process to address ongoing community and road safety concerns. Below are some tasks that have commenced:

- A network review of 'speeding and hoorn' behaviour within the Shire.
- A review of the current approach to manage speed through the use of traffic calming, including speed cushions and slow points.
- A safety investigation on the lower end of Mundaring Weir Road as there is a poor safety record and continuing community concerns. Recommendations will be put forward for funding in future works programs.

The Building Maintenance team has commenced or completed planning for all capital projects for the current financial year, in addition to finalising a few outstanding projects from last year. Key projects include:

- 1) Refurbishment of the Town Square Hall public toilets.
- 2) Major repair works at the History Village 1928 Railway Station.
- 3) KADS Theatre re-roof
- 4) Amenities Building for outside workers at the Operations Centre.
- 5) Disabled toilet at Kalamunda Water Park

October 29, 2012



Page 17 of 42

Shire of Kalamunda **July to September 2012 - Quarterly Progress Report**

6) Upgrading power supply to the Forrestfield Tennis Club. The Men's Shed has relocated to their new premises at Leermudde Hall. The final power connection has been carried out by Western Power. Building Maintenance are working closely with the Men's Shed and are on track to be ready for their opening day at the end of November. The team is continuing with important electrical repair works to upgrade electrical infrastructure in Shire buildings throughout the year. In addition the Team is working on updating the asbestos management plan and asbestos register in line with the audit in November 2012.

Works Crews continue to work on a range of general maintenance to roads, footpaths, drainage and bus shelters, including:

- Potholes and general road maintenance
- Road and footpath sweeping/repairs
- Car parks
- Street signs
- Guide posts
- Footpaths
- Kerbs
- Gully Educting

The works team has commenced pre-planning and delivering a range of projects from the 2012/13 works program. All projects have commenced pre-planning and designs, approvals and preliminary activities are underway.

In addition, crews have undertaken the following specific activities:

- Kalamunda Road and Abernethy Road - Construction is now completed
- Woodlupine Living Stream - Footpath construction is completed
- Bailey Road Drainage - Installation of new drainage system commenced in September and is approximately 45% complete.
- Durindas Road and Maida Vale Road - Road construction is ongoing, the Durindas Road leg is completed. Maida Vale Road leg road construction outstanding and awaiting the relocation of power poles.
- Kalamunda Road - Kerbing is completed, some minor asphalt works is outstanding.
- McRae Road - Asphalt overlay completed. Line marking outstanding.
- Masson Mill Road - Repairs have been completed in preparation for asphalt overlay. Commencement is dependent on Contractor availability.
- Fern Road - Repairs have been completed in preparation for asphalt overlay. Commencement is dependent on Contractor availability.
- Phillip Grove - Asphalt overlay completed.
- Mundaring Weir Road - Road widening has commenced. Wet weather has caused some delays.
- Merrivale Road - Road widening commenced 24 September 2012.

The Shire Parks staff have undertaken the following specific activities:

- Wattle Grove works including construction, landscaping and entry statements is ongoing
- Planting of trees and shrubs at Woodlupine Living Stream Area 1 is ongoing
- Construction of verge garden designs for Woodlupine Living Stream Area 5 is completed
- Over the winter period the Horticultural team have planted over 500 trees on verges and Reserves
- Installation of the Regulation Control System allows us to closely monitor all Cat 1 Reserves and build a database from a central location in the Operations Centre
- Capital projects will begin in October, and commence with Davies Park playground construction and path, which will reduce the amount of watering area which is currently required.
- Sports changeover and turf renovations have commenced for all Cat 1 and 2 Reserves and is ongoing, with major renovations to Scott Reserve, Kostera and Ray Owen Reserves
- Fire minimisation mowing will be begun in the first week of October and continue through to the end of November
- Parks crews continue to carry out a range of general maintenance across reserves, public access ways, verges and traffic facilities, including:



Shire of Kalamunda – July to September 2012 – Quarterly Progress Report.

- Mowing and brush cutting
- Spraying and weed control
- Landscaping
- Tree pruning

The Litter crew continue to attend to the hot spots for litter and illegal dumping and work around the Shire for the removal of general litter. In addition, below are some additional updates from the Waste Department:

- The waste team has completed a preliminary reviewing of the Shire's Waste Strategy with a view to improving the Waste Services for the future.
- Bulk Waste Collection area is completed with area 6 commencing on 2 October.

Recent disposal of E-Waste for September is 2,065kg with a diversion of 97.07%, and a carbon offset of 9.02 (one CO2). Currently the Graffiti team is working with the Strategic Projects Team to develop and implement a bus shelter painting project during the October school holidays. This project will run with an artist and students from local Primary Schools. This will occur commencing with a workshop on 8th October at the High Wycombe Recreation Centre followed by two paint-up days on 10th and 11th October at the bus shelter sites.


A Graffiti Grant application has been received by the Shire. The relevant Staff will meet in October to discuss applying for this grant. Additionally, this team continues to work throughout the Shire removing graffiti with a focus on returning to the hotspots often, to avoid reoccurrence. The Graffiti Crew removed graffiti from approximately 360 sites as at 28 September, 12 of which were reported by residents.

Shire of Kalamunda


July to September 2012 - Quarterly Progress Report

Directorate Budgets


Corporate and Community Services



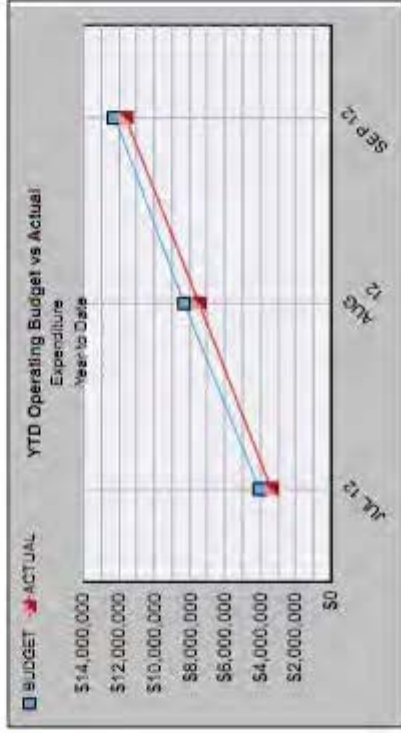
Chief Executive Office



Development and Infrastructure Services



Financial Report-Organisational Summary



Shire of Kalamunda - July to September 2012 - Quarterly Progress Report

Financial Report-Organisational Summary

	Variance %	Variance \$	Actual & Committed YTD	Period Budget	Budget YTD	Annual Budget	Actual YTD	Period Actual	Committed YTD
OPERATING INCOME									
Human Resources and Organisational Development Office of the Chief Executive	-4.05%	\$6,794.08	(\$1,454,94)	(\$7,083.00)	(\$21,249.00)	(\$86,000.00)	(\$1,454,94)	(\$531.92)	\$0.00
Community Care	9.67%	(\$58,988.64)	(\$1,099,299.64)	(\$79,447.00)	(\$1,032,311.00)	(\$3,506,523.30)	(\$1,099,299.64)	(\$77,012.21)	\$0.00
Community Development	-28.34%	\$9,208.75	(\$230,532.25)	(\$153,529.00)	(\$321,741.00)	(\$1,600,020.60)	(\$230,532.25)	(\$85,013.39)	\$0.00
Economic, Property and Procurement Services	259.94%	(\$779,449.10)	(\$1,079,298.60)	(\$98,380.50)	(\$299,849.50)	(\$3,179,294.20)	(\$1,079,298.60)	(\$598,176.01)	\$0.00
Financial Services	+1.05%	\$286,390.78	(\$26,825,280.22)	(\$473,923.00)	(\$26,111,671.00)	(\$26,138,481.29)	(\$26,825,280.22)	(\$434,331.99)	\$0.00
Technology and Corporate Support	-84.98%	\$50,235.97	(\$8,878.03)	(\$19,704.00)	(\$59,112.00)	(\$236,558.00)	(\$8,878.03)	(\$3,283.30)	\$0.00
Development Services	6.63%	(\$21,308.47)	(\$342,608.47)	(\$73,597.00)	(\$321,300.00)	(\$687,365.01)	(\$342,608.47)	(\$80,317.94)	\$0.00
Health and Ranger Services	22.85%	(\$26,002.63)	(\$139,265.63)	(\$28,171.00)	(\$113,283.00)	(\$453,139.23)	(\$139,265.63)	(\$18,200.73)	\$0.00
Infrastructure Operations	-2.15%	\$152,023.15	(\$8,690,545.39)	(\$75,680.27)	(\$7,042,868.54)	(\$7,942,210.00)	(\$8,690,545.39)	(\$3,139.07)	\$0.00
Technical Services	63.72%	(\$14,655.11)	(\$37,653.11)	(\$7,666.00)	(\$22,988.00)	(\$92,000.00)	(\$37,653.11)	(\$1,590.00)	\$0.00
Sub-Total Operating Income	0.96%	(\$341,773.26)	(\$36,687,334.30)	(1,021,746.77)	(\$38,325,861.04)	(\$47,180,407.85)	(\$36,687,334.30)	(\$1,298,373.67)	\$0.00
CAPITAL INCOME									
Community Development	+100.00%	\$6,500.00	\$0.00	(\$6,500.00)	(\$6,500.00)	(\$26,000.00)	\$0.00	\$0.00	\$0.00
Infrastructure Operations	-68.28%	\$708,798.00	(\$12,325.00)	(\$884,696.00)	(\$721,121.00)	(\$3,409,851.00)	(\$12,325.00)	\$0.00	\$0.00
Sub-Total Capital Income	-68.30%	\$715,298.00	(\$12,325.00)	(\$71,196.00)	(\$727,621.00)	(\$3,435,851.00)	(\$12,325.00)	\$0.00	\$0.00
CAPITAL EXPENDITURE									
Community Care	-273.33%	\$1,845.00	\$2,520.00	\$225.00	\$875.00	\$2,700.00	\$2,520.00	\$0.00	\$0.00
Community Development	-29.35%	(\$26,287.44)	(\$63,699.80)	(\$55,592.69)	(\$69,567.24)	(\$182,726.06)	(\$63,699.80)	(\$28,305.25)	\$0.00
Economic, Property and Procurement Services	+71.96%	(\$899,708.11)	\$260,454.69	(\$91,342.70)	(\$530,183.70)	(\$3,698,535.75)	(\$260,454.69)	(\$200,848.07)	\$0.00
Technology and Corporate Support	6,613,200.00%	\$55,132.00	\$55,132.00	\$0.00	\$0.00	\$0.00	\$55,132.00	\$0.00	\$0.00
Infrastructure Operations	+77.52%	(\$2,163,813.64)	(\$627,215.60)	(\$955,679.02)	(\$2,790,825.24)	(\$1,117,065.99)	(\$627,215.60)	(\$388,600.78)	\$0.00
Sub-Total Capital Expenditure	-73.53%	(\$2,902,630.19)	\$1,006,851.99	1,382,839.41	\$3,811,222.18	\$14,901,027.40	\$1,006,851.99	\$618,652.10	\$0.00
OPERATING EXPENDITURE									
Governance	+1.55%	(\$1,289.02)	(\$79,546.98)	\$25,936.00	(\$80,838.00)	(\$303,637.63)	(\$79,546.98)	(\$22,727.32)	\$0.00




Shire of Kalamunda										
July to September 2012 - Quarterly Progress Report.										
Human Resources and Organisational Development	⊗	35.54%	\$3,527.35	\$14,975.95	\$742.00	\$11,048.00	\$9,699.57	\$14,975.35	\$4,402.92	\$0.00
Office of the Chief Executive	⊗	-4.89%	(\$2,865.78)	\$528,854.14	\$196,291.00	\$568,749.90	\$2,160,698.52	\$528,854.14	\$1,50,881.44	\$0.00
Community Care	⊗	+17.55%	(\$166,111.45)	\$778,899.55	\$1,365,200.00	\$544,701.00	\$3,748,338.40	\$778,899.55	\$248,798.92	\$0.00
Community Development	⊗	+2.07%	(\$9,388.53)	\$1,859,847.47	\$813,915.00	\$1,899,004.00	\$7,887,811.71	\$1,859,847.47	\$687,017.88	\$0.00
Corporate and Community Services Directorate	⊗	+7.33%	(\$9,820.35)	\$111,503.65	\$98,208.00	\$120,324.00	\$451,525.26	\$111,503.65	\$33,592.50	\$0.00
Economic, Property and Procurement Services	⊗	+10.86%	(\$30,155.55)	\$247,811.45	\$85,108.00	\$277,807.00	\$1,019,999.57	\$247,811.45	\$79,991.08	\$0.00
Financial Services	⊗	+62.80%	(\$204,984.79)	\$122,456.21	\$48,551.00	\$327,441.00	\$899,054.40	\$122,456.21	\$8,378.54	\$0.00
Technology and Corporate Support	⊗	2.50%	\$8,642.77	\$354,021.77	\$107,360.00	\$545,379.00	\$1,329,841.45	\$354,021.77	\$115,032.34	\$0.00
Development & Infrastructure Services Directorate	⊗	+8.15%	(\$8,812.85)	\$68,836.15	\$34,801.00	\$107,509.00	\$406,698.71	\$68,836.15	\$30,115.09	\$0.00
Development Services	⊗	-5.65%	(\$43,402.08)	\$719,659.92	\$247,874.00	\$763,082.00	\$2,995,696.95	\$719,659.92	\$230,842.85	\$0.00
Health and Ranger Services	⊗	+10.21%	(\$65,655.95)	\$576,204.05	\$208,288.00	\$641,760.00	\$2,438,697.89	\$576,204.05	\$192,608.67	\$0.00
Infrastructure Operations	⊗	+0.15%	(\$11,574.53)	\$5,782,039.47	\$1,915,791.00	\$5,793,814.00	\$22,853,481.54	\$5,782,039.47	\$2,250,871.81	\$0.00
Technical Services	⊗	+21.27%	(\$85,421.44)	\$316,025.56	\$129,842.00	\$407,247.00	\$1,514,545.78	\$316,025.56	\$101,558.38	\$0.00
Sub-Total Operating Expenditure	⊗	+8.54%	(\$679,650.18)	\$11,589,831.72	3,962,988.00	\$12,269,681.90	\$47,288,708.19	\$11,589,831.72	\$4,135,027.33	\$0.00
NET OPERATING	⊗	4.43%	(\$1,021,623.44)	(\$24,077,502.89)	2,941,241.23	(\$23,055,879.74)	\$108,300.63	(\$24,077,502.89)	\$2,836,663.86	\$0.00
OVERALL NET	⊗	15.56%	(\$3,106,987.63)	(\$23,081,235.89)	3,632,884.84	(\$19,972,277.96)	\$11,873,477.03	(\$23,081,235.89)	\$3,495,208.76	\$0.00
NET CAPITAL	⊗	+87.69%	(\$2,087,334.19)	\$998,268.99	891,843.41	\$3,083,601.18	\$11,465,176.40	\$998,268.99	\$618,582.10	\$0.00

October 29, 2012



Page 23 of 42



Shire of Kalamunda - July to September 2012 - Quarterly Progress Report

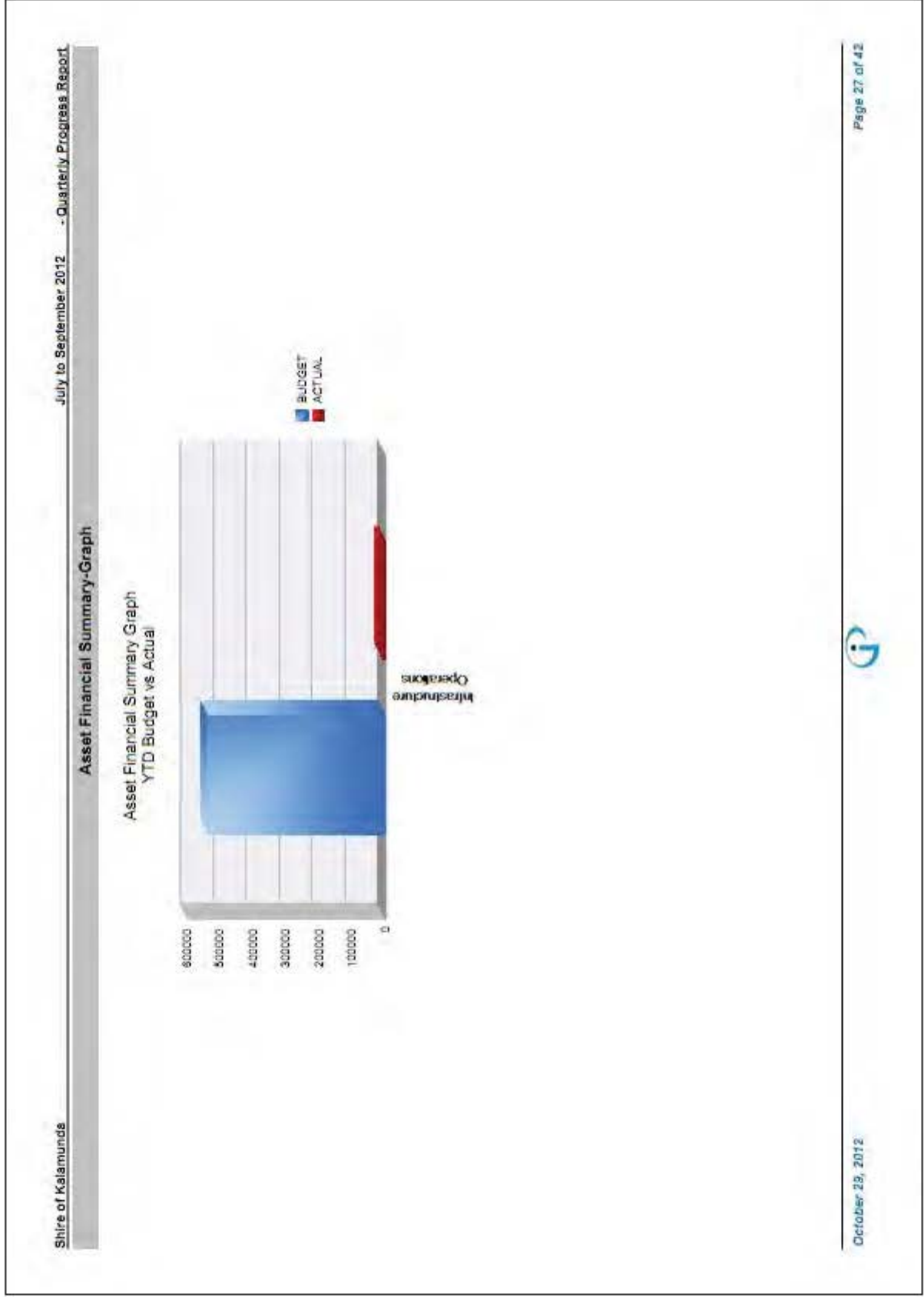
Engineering Financial Summary

	Variance	Variance	Actual & Committed YTD	Period Budget	Budget YTD	Actual Budget	Actual YTD	Period Actual	Committed YTD
INFRASTRUCTURE OPERATIONS									
Ensure the efficient and timely removal of graffiti to reduce recurrence on a weekly basis	3.94%	\$1,922.00	\$51,507.00	\$16,795.00	\$45,655.00	\$16,408.00	\$51,507.00	\$14,232.00	\$0.00
Implement annual footpath maintenance programme	+13.53%	(\$13,847.00)	\$73,697.00	\$25,148.00	\$57,444.00	\$34,751.00	\$73,697.00	\$21,412.00	\$0.00
Implement annual road maintenance programme	5.24%	\$19,618.00	\$337,323.00	\$106,753.00	\$317,505.00	\$1,259,731.00	\$337,323.00	\$71,653.00	\$0.00
Implement the annual car park maintenance programme	+100.00%	(\$25,127.00)	\$0.00	\$5,709.00	\$25,127.00	\$115,656.00	\$0.00	\$0.00	\$0.00
Implement the annual drainage maintenance programme	19.97%	\$22,727.00	\$237,107.00	\$7,650.00	\$214,950.00	\$65,951.00	\$237,107.00	\$43,088.00	\$0.00
Maintain Category 1 Reserves in a safe condition for organised sporting use	-43.41%	(\$122,670.00)	\$84,057.00	\$84,057.00	\$252,308.00	\$1,129,987.00	\$159,735.00	\$81,120.00	\$0.00
Maintain Category 1 Road Verges in a safe condition	-48.84%	(\$16,925.00)	\$15,075.00	\$11,335.00	\$34,005.00	\$136,042.00	\$15,075.00	\$5,105.00	\$0.00
Maintain Category 2 Reserves in a safe condition for passive recreation	-21.75%	(\$55,543.00)	\$203,525.00	\$65,559.00	\$250,255.00	\$1,040,854.00	\$203,525.00	\$59,045.00	\$0.00
Maintain Category 2 Road Verges in a safe condition	17.85%	\$4,322.00	\$29,507.00	\$8,355.00	\$25,155.00	\$100,758.00	\$29,507.00	\$13,514.00	\$0.00
Maintain Category 3 Reserves in a safe condition for passive recreation	1.52%	\$555.00	\$35,712.00	\$11,991.00	\$35,053.00	\$144,033.00	\$35,712.00	\$10,777.00	\$0.00
Maintain Category 3 Road Verges in a safe condition	100.75%	\$28,555.00	\$53,163.00	\$8,935.00	\$25,475.00	\$106,863.00	\$53,163.00	\$14,455.00	\$0.00
Maintain Category 4 (Bush) Reserves in a safe condition	-44.49%	(\$19,535.00)	\$24,373.00	\$14,535.00	\$43,508.00	\$175,670.00	\$24,373.00	\$11,521.00	\$0.00
Maintain Category 4 Road Verges in a safe condition	+15.15%	(\$31,685.00)	\$153,490.00	\$50,025.00	\$155,075.00	\$750,331.00	\$153,490.00	\$50,663.00	\$0.00
Maintain the gardens and shrubs of Shire controlled buildings in a safe and aesthetically pleasing condition	19.32%	\$35,063.00	\$355,281.00	\$114,975.00	\$349,225.00	\$1,359,327.00	\$355,281.00	\$121,795.00	\$0.00
Maintain playgrounds and PAVs in a safe and aesthetically pleasing condition	+15.25%	(\$2,227.00)	\$12,352.00	\$4,553.00	\$14,555.00	\$59,355.00	\$12,352.00	\$2,553.00	\$0.00
Maintain traffic islands in a safe and aesthetically pleasing condition	+15.77%	(\$4,303.00)	\$15,511.00	\$7,635.00	\$22,514.00	\$51,655.00	\$15,511.00	\$2,255.00	\$0.00
Manage and maintain kerbside green waste and bulk waste collection, recycling and disposal	+13.35%	(\$235,855.00)	\$1,551,397.00	\$537,055.00	\$1,751,352.00	\$7,155,573.00	\$1,551,397.00	\$555,175.00	\$0.00
Manage the operation of the Walliston Transfer Station and minimise waste disposal to Red Hill Waste Facility	-27.35%	(\$16,547.00)	\$44,214.00	\$20,257.00	\$50,551.00	\$343,447.00	\$44,214.00	\$11,842.00	\$0.00
Manage the programmed maintenance of existing buildings	-24.37%	(\$57,063.00)	\$177,025.00	\$75,027.00	\$224,281.00	\$936,505.00	\$177,025.00	\$70,345.00	\$0.00
Monitor, remove and act to reduce illegal dumping and litter activities throughout the Shire	-41.35%	(\$7,035.00)	\$9,552.00	\$5,655.00	\$16,655.00	\$59,000.00	\$9,552.00	\$5,421.00	\$0.00
Oversee the construction of a toilet block at Jorgensen Park (PWA Project PR-7044/12)	+100.00%	(\$44,557.00)	\$0.00	\$14,555.00	\$44,557.00	\$0.00	\$0.00	\$0.00	\$0.00



Shire of Kalamunda										
July to September 2012 - Quarterly Progress Report										
Cherisee the construction of an accessible toilet and changing room at Kalamunda Water Park (IPM Project PR-1271/12)	+100.00%	(\$27,999.00)	\$0.00	\$9,392.00	\$27,999.00	\$12,000.00	\$0.00	\$0.00	\$0.00	\$0.00
Cherisee the construction of lighting and fencing at Maize Vale Reserve (IPM project PR-1271/12)	+100.00%	(\$23,997.00)	\$0.00	\$27,999.00	\$63,997.00	\$39,000.00	\$0.00	\$0.00	\$0.00	\$0.00
Cherisee the installation of new toilets at the Kalamunda History Village to accommodate visitors on site (IPM Project PR-1267/12)	+100.00%	(\$37,600.00)	\$0.00	\$12,600.00	\$57,600.00	\$16,000.00	\$0.00	\$0.00	\$0.00	\$0.00
Cherisee the purchase of new assets - light vehicles (IPM Project PR-1257/12)	+100.00%	(\$9,600.00)	\$0.00	\$3,197.00	\$9,600.00	\$3,001.00	\$0.00	\$0.00	\$0.00	\$0.00
Cherisee the purchase of new assets - major plant (IPM Project PR-1257/12)	+100.00%	(\$54,999.00)	\$0.00	\$25,333.00	\$54,999.00	\$34,000.00	\$0.00	\$0.00	\$0.00	\$0.00
Cherisee the purchase of new assets - minor plant (IPM Project PR-1257/12)	+100.00%	(\$23,999.00)	\$0.00	\$37,359.00	\$63,999.00	\$37,566.00	\$0.00	\$0.00	\$0.00	\$0.00
Cherisee works at Cavella Camping Ground - upgrade facility inclusive of improved disability access and provide a water connection to the Heritage Building and a shelter over the BBQ area (IPM Project PR-1121/10)	+100.00%	(\$33,997.00)	\$0.00	\$11,199.00	\$33,997.00	\$14,400.00	\$0.00	\$0.00	\$0.00	\$0.00
Cherisee works at Central Hall (KADE) - replacement of roof, replacement of wall in Western direction and major structural refurbishment (IPM Project PR-1178/10)	+100.00%	(\$1,004,872.00)	\$3,659,074.00	\$1,529,399.00	\$4,652,946.00	\$1,836,022.00	\$3,659,074.00	\$0.00	\$0.00	\$0.00
TOTAL	+1,178.32%	(\$1,004,872.00)	\$3,659,074.00	\$1,529,399.00	\$4,652,946.00	\$1,836,022.00	\$3,659,074.00	\$0.00	\$0.00	\$0.00
OVERALL NET	-1,178.32%	(\$1,004,872.00)	\$3,659,074.00	\$1,529,399.00	\$4,652,946.00	\$1,836,022.00	\$3,659,074.00	\$0.00	\$0.00	\$0.00





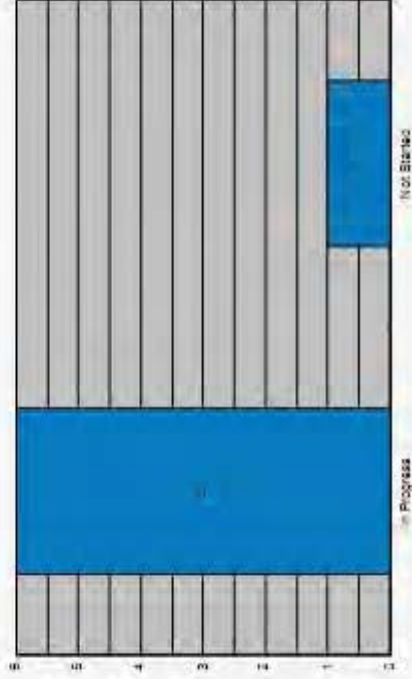
Shire of Kalamunda - July to September 2012 - Quarterly Progress Report







Assets Financial Summary





	Variance %	Variance \$	Actual A Committed YTD	Period Budget	Budget YTD	Annual Budget	Annual YTD	Period Actual	Commitment YTD
INFRASTRUCTURE OPERATIONS									
Oversee the construction of a new amenities building for the staff at the Shire's Operations Centre (IPM Project PR-5163/10)	-87.46%	(\$146,176.00)	\$3,922.00	\$49,999.00	\$149,997.00	\$600,000.00	\$3,922.00	\$202.00	\$0.00
Oversee the construction of a toilet block at Jorgensen Park (IPM Project PR-7044/12)	+100.00%	(\$44,997.00)	\$0.00	\$14,999.00	\$44,997.00	\$150,000.00	\$0.00	\$0.00	\$0.00
Oversee the construction of an accessible toilet and changing room at Kalamunda Water Park (IPM Project PR-1071/12)	+100.00%	(\$27,999.00)	\$0.00	\$9,333.00	\$27,999.00	\$112,000.00	\$0.00	\$0.00	\$0.00
Oversee the construction of lighting and landscaping at Yaluda Vale Reserve (IPM Project PR-2071/12)	+100.00%	(\$93,997.00)	\$0.00	\$27,999.00	\$93,997.00	\$356,000.00	\$0.00	\$0.00	\$0.00
Oversee the purchase of new assets - light vehicles (IPM Project PR-5976/10)	+100.00%	(\$9,900.00)	\$0.00	\$3,197.00	\$9,900.00	\$36,007.00	\$0.00	\$0.00	\$0.00
Oversee the purchase of new assets - major plant (IPM Project PR-5975/10)	+100.00%	(\$54,999.00)	\$0.00	\$28,333.00	\$84,999.00	\$340,000.00	\$0.00	\$0.00	\$0.00
Oversee the purchase of new assets - minor plant (IPM Project PR-5977/10)	+100.00%	(\$93,999.00)	\$0.00	\$31,329.00	\$93,999.00	\$376,999.00	\$0.00	\$0.00	\$0.00
TOTAL	-897.46%	(\$491,952.00)	\$3,922.00	\$166,166.00	\$496,474.00	\$1,981,999.00	\$3,922.00	\$202.00	\$0.00
OVERALL NET	-897.46%	(\$491,952.00)	\$3,922.00	\$166,166.00	\$496,474.00	\$1,981,999.00	\$3,922.00	\$202.00	\$0.00



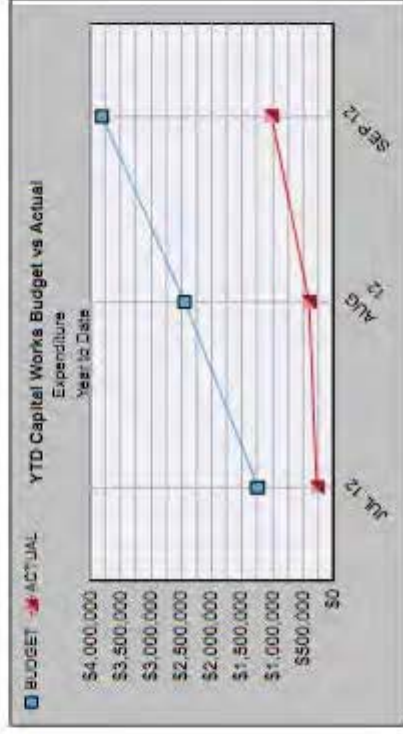
Assets Financial Summary Projects



Shire of Kalamunda		July to September 2012 - Quarterly Progress Report						
Assets Financial Summary Details								
	At least 90% of action target achieved							
	Between 40 and 90% of action target achieved							
	Less than 40% of action target achieved							
ACTION	START DATE	COMP. DATE	%COMP	STATUS	YTD ACTUAL EXPEND.	ANNUAL BUDGET	FORECAST	PROGRESS
2.3.2.12 Oversee the purchase of new assets - minor plant (IPM Project PR-6977/10)	01/07/2012	30/06/2013	35	In Progress	\$0.00	\$375,954.84	\$0.00	
PROGRESS COMMENTS The minor plant replacement program includes the purchase and disposal of several items. Finalisation of details has commenced with a view to action in October/November.								
2.3.2.23 Oversee the purchase of new assets - major plant (IPM Project PR-6975/10)	01/07/2012	30/06/2013	35	In Progress	\$0.00	\$340,000.00	\$0.00	
PROGRESS COMMENTS Heavy plant program is in hand with preliminary planning underway. It is expected that orders will be placed in October.								
5.3.3.3 Manage the construction of a new amenities building for the staff at the Shire's Operations Centre (IPM Project PR-5163/10)	01/07/2012	30/06/2013	5	In Progress	\$5,557.00	\$600,000.00	\$0.00	
PROGRESS COMMENTS Work commenced Tuesday 23rd October. All approvals and permits obtained.								

Shire of Kalamunda					July to September 2012 - Quarterly Progress Report			
1.3.1.14 Oversee the construction of lighting and fencing at Malda Vale Reserve (IPM project PR-7071/12)	01/07/2012	30/06/2013	5	In Progress	\$0.00	\$336,000.00	\$0.00	
<p>PROGRESS COMMENTS</p> <p>Electrical Engineer engaged for design and specification. To be ready late October for comment. High probability of not being able to deliver the whole project within budget allocation due to site specific issues with current power supply and expected requirements. Fencing is being attended to by Parks Coordinator. Tasks planned: 1. Discussion of design with Electrical Engineer for final design of Sports Lighting. 2. Approval to engage Western Power for DQA (Straight up design and details fees will be incurred approx \$1500 - \$2000). Maximum supply details to be supplied to Western Power as well as Multiple Points of Supply issues need to be covered. Time frame 5 - 7 weeks from request. Planning and design stage is imperative to this project's success.</p>								
1.3.1.13 Oversee the construction of a toilet block at Jorgensen Park (IPM Project PR-7044/12)	01/07/2012	30/06/2013	0	Not Started	\$0.00	\$180,000.00	\$0.00	
<p>PROGRESS COMMENTS</p> <p>Project not started due to lack of preliminary information. MIO has been advised of this situation. A meeting with executive management has been requested and pending to further develop proper planning for this undertaking.</p>								
2.3.2.4 Oversee the purchase of new assets - light vehicles (IPM Project PR-6976/10)	01/07/2012	30/06/2013	30	In Progress	\$0.00	\$38,001.16	\$0.00	
<p>PROGRESS COMMENTS</p> <p>Light fleet program is in progress, with several items ready for disposal by the procurement officer.</p>								
1.1.4.6 Oversee the construction of an accessible toilet and changing room at Kalamunda Water Park (IPM Project PR-7107/12)	01/07/2012	30/06/2013	15	In Progress	\$5,400.00	\$112,000.00	\$0.00	
<p>PROGRESS COMMENTS</p> <p>Architect engaged for design of facility. Preliminary designs and specification to be ready by end of September. An estimated time frame of how the work will proceed is: 1. Design/specification – finalised by mid-October 2. Approvals – November (Building / Planning Dept.) 3. RFQ (Quotes) – December 4. Award contract to Builder – December/ January 5. Actual start-up date – TBA (depending on negotiation with successful construction company) & consultation with YMCA. 6. Duration of work – estimated 6 weeks from commencement date - TBA The main concern will be to carry out the project in conjunction with YMCA's co-operation so as to not affect their operational capabilities.</p>								

Financial Report-Organisational Summary



Shire of Kalamunda - July to September 2012 - Quarterly Progress Report

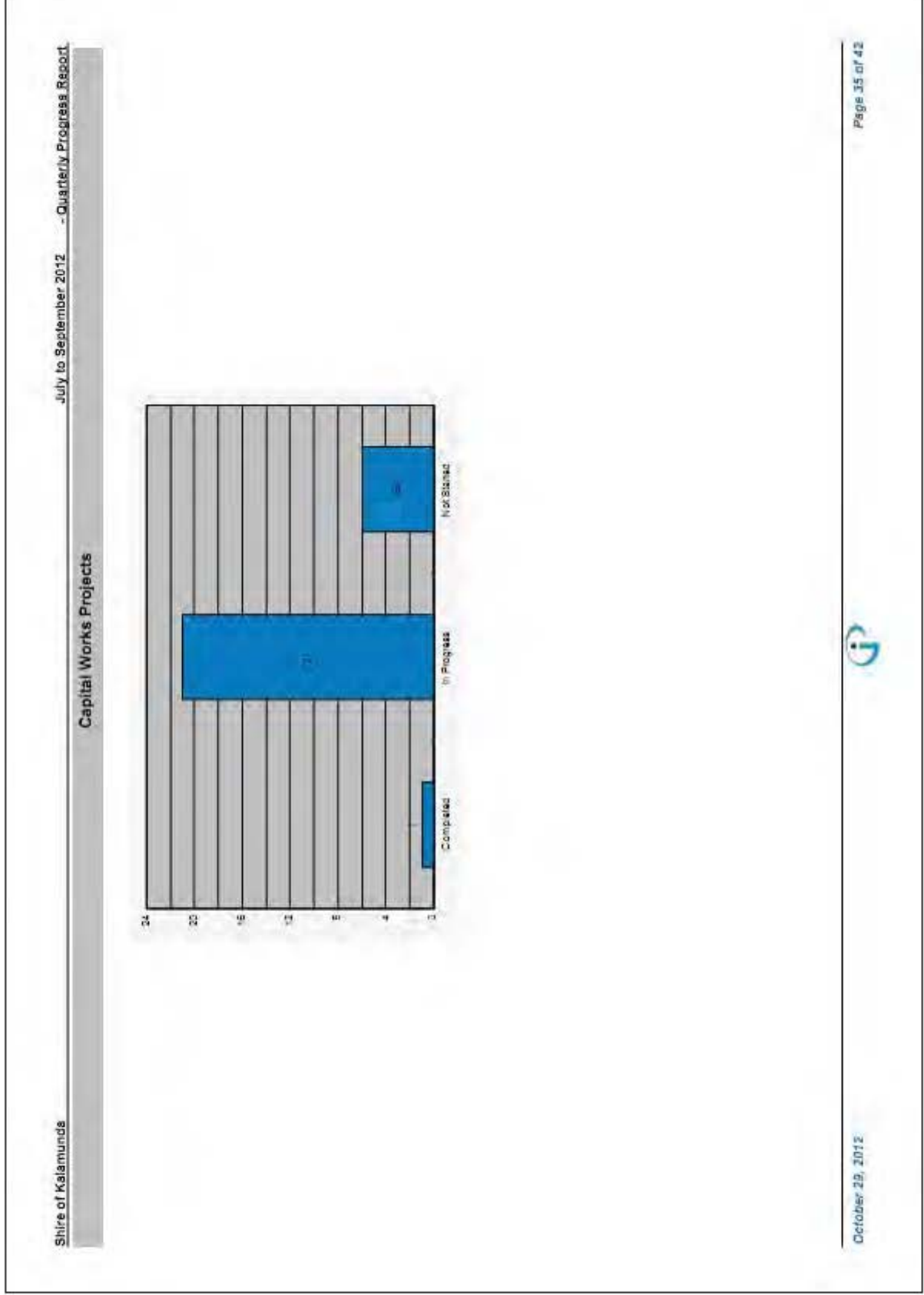
Capital Works Financial Summary







	Variance %	Variance \$	Actual & Committed YTD	Period Budget	Budget YTD	Actual Budget	Actual YTD	Period Actual	Committed YTD
COMMUNITY CARE									
Oversee the purchase of furniture and equipment in accordance with the adopted 2012/2013 budget (Footpath Driv - IPM Project PR-7068(1/2))	273.33%	\$1,846.00	\$2,820.00	\$226.00	\$676.00	\$2,700.00	\$2,820.00	\$0.00	\$0.00
TOTAL	273.33%	\$1,846.00	\$2,820.00	\$226.00	\$676.00	\$2,700.00	\$2,820.00	\$0.00	\$0.00
COMMUNITY DEVELOPMENT									
Oversee the purchase of furniture and equipment in accordance with the adopted 2012/2013 budget (NPAC trailers - IPM Project PR-7068(1/2))	-100.00%	(\$21,000.00)	\$0.00	\$21,000.00	\$21,000.00	\$21,000.00	\$0.00	\$0.00	\$0.00
Oversee the purchase of furniture and equipment in accordance with the adopted 2012/2013 budget (Zig Zagger - IPM Project PR-7068(1/2))	-88.11%	(\$6,287.00)	\$713.00	\$8,000.00	\$8,000.00	\$8,000.00	\$713.00	\$713.00	\$0.00
TOTAL	-188.11%	(\$26,287.00)	\$713.00	\$27,000.00	\$27,000.00	\$27,000.00	\$713.00	\$713.00	\$0.00
ECONOMIC, PROPERTY AND PROCUREMENT SERVICES									
Facilitate the future development of the Old Road School Super Block, Kalamunda	134.27%	\$18,481.00	\$32,210.00	\$4,693.00	\$13,748.00	\$56,000.00	\$32,210.00	\$4,643.00	\$0.00
Facilitate the Mixed Use and development of Lot 108 (88) Hale Road, Forasfield	-89.95%	(\$322,973.00)	\$25.00	\$107,666.00	\$322,996.00	\$1,292,000.00	\$25.00	\$0.00	\$0.00
Facilitate the residential development of Cyntriat Court and Edray Road	+100.00%	(\$378,248.00)	\$0.00	\$128,083.00	\$378,248.00	\$1,612,000.00	\$0.00	\$0.00	\$0.00
Undertake the overall management and delivery of the Shire's land and property assets portfolio	39.70%	\$54,120.00	\$228,600.00	\$95,116.00	\$161,480.00	\$233,788.00	\$228,600.00	\$188,108.00	\$0.00
TOTAL	+29.03%	(\$618,644.00)	\$267,836.00	\$333,448.00	\$876,476.00	\$3,983,788.00	\$267,836.00	\$200,848.00	\$0.00
ENGINEERING OPERATIONS									
Implement annual road construction programme	0.00%	\$0.00	\$0.00	\$0.00	\$0.00	\$0.00	\$0.00	\$0.00	\$0.00
TOTAL	0.00%	\$0.00	\$0.00	\$0.00	\$0.00	\$0.00	\$0.00	\$0.00	\$0.00
INFRASTRUCTURE OPERATIONS									
Implement annual bar park construction programme	-83.43%	(\$101,202.00)	\$7,047.00	\$98,083.00	\$108,248.00	\$433,100.00	\$7,047.00	\$4,387.00	\$0.00
Implement annual road construction programme	-42.71%	(\$8,990.00)	\$260,670.00	\$100,366.00	\$287,880.00	\$1,014,121.00	\$260,670.00	\$136,274.00	\$0.00
Implement the annual drainage construction programme	-40.46%	(\$64,483.00)	\$93,498.00	\$36,996.00	\$107,886.00	\$432,000.00	\$93,498.00	\$44,226.00	\$0.00
Implement the annual drainage renewal construction programme	-92.81%	(\$46,383.00)	\$3,693.00	\$16,662.00	\$46,886.00	\$200,000.00	\$3,693.00	(\$536.00)	\$0.00
Implement the annual footpath construction programme	-66.89%	(\$61,831.00)	\$48,937.00	\$86,766.00	\$110,266.00	\$441,324.00	\$48,937.00	\$48,843.00	\$0.00



Shire of Kalamunda									
July to September 2012 - Quarterly Progress Report									
Implement the annual footpath construction renewal programme	-100.00%	(\$6,483.00)	\$0.00	\$1,837.00	\$6,483.00	\$22,000.00	\$0.00	\$7.00	\$0.00
Implement the annual road renewal construction programme	-88.82%	(\$403,030.00)	\$202,847.00	\$201,987.00	\$608,877.00	\$2,424,197.00	\$202,847.00	\$11,397.00	\$0.00
Implement the Parks and Reserves asset development construction programme	+100.00%	(\$85,980.00)	\$0.00	\$28,650.00	\$85,980.00	\$344,323.00	\$0.00	\$0.00	\$0.00
Implement the Parks and Reserves renewal construction programme	+100.00%	(\$75,845.00)	\$0.00	\$25,376.00	\$75,845.00	\$316,000.00	\$0.00	\$0.00	\$0.00
Manage the construction of a new amenities building for the site at the Shire's Opera Co's Centre (IPM Project PR-5183/12)	-87.46%	(\$746,775.00)	\$3,822.00	\$49,959.00	\$149,997.00	\$600,000.00	\$3,822.00	\$502.00	\$0.00
Oversee the construction of a toilet block at Joranson Park (IPM Project PR-7044/12)	+100.00%	(\$44,997.00)	\$0.00	\$14,999.00	\$44,997.00	\$180,000.00	\$0.00	\$0.00	\$0.00
Oversee the construction of an accessible toilet and changing room at Kalamunda Water Park (IPM Project PR-7107/12)	+100.00%	(\$27,999.00)	\$0.00	\$9,332.00	\$27,999.00	\$112,000.00	\$0.00	\$0.00	\$0.00
Oversee the construction of lighting and fencing at Meads Vale Reserve (IPM Project PR-7037/12)	+100.00%	(\$83,997.00)	\$0.00	\$27,999.00	\$83,997.00	\$336,000.00	\$0.00	\$0.00	\$0.00
Oversee the installation of new toilets at the Kalamunda History Village to accommodate visitors on site (IPM Project PR-7087/12)	+100.00%	(\$37,600.00)	\$0.00	\$7,600.00	\$37,600.00	\$160,000.00	\$0.00	\$0.00	\$0.00
Oversee the purchase of furniture and equipment in accordance with the adopted 2012/2013 budget (Office furniture & equipment - IPM Project PR-882/12)	-89.47%	(\$6,603.00)	\$647.00	\$2,060.00	\$6,160.00	\$24,800.00	\$647.00	\$280.00	\$0.00
Oversee the Shire's building asset renewal program in accordance with the approved 2012/13 budget	-49.33%	(\$114,628.00)	\$13,690.00	\$42,773.00	\$128,513.00	\$512,800.00	\$13,690.00	\$12,416.00	\$0.00
Oversee works at Carilla Camping Ground - upgrade facility inclusive of improved disability access and provide a water connection to the Heritage Building and shelter over the BBQ area (IPM Project PR-112/12)	+100.00%	(\$33,997.00)	\$0.00	\$11,199.00	\$33,997.00	\$134,400.00	\$0.00	\$0.00	\$0.00
Oversee works at Central Hall (KADB) - replacement of roof, replacement of wall in Western direction and major structural refurbishment (IPM Project PR-617B/12)	+100.00%	(\$83,997.00)	\$0.00	\$27,999.00	\$83,997.00	\$336,000.00	\$0.00	\$0.00	\$0.00
Oversee works on Abernethy Road, from Dundas Road to Kalamunda Road (IPM Project PR-8725/12)	-84.84%	(\$438,086.00)	\$23,364.00	\$74,153.00	\$452,489.00	\$1,950,000.00	\$23,364.00	\$12,488.00	\$0.00
TOTAL	-1,833.06%	(\$1,867,639.00)	\$607,737.00	\$637,626.00	\$2,469,375.00	\$9,853,364.00	\$607,737.00	\$368,723.00	\$0.00
OVERALL NET	+1,573.95%	(\$2,804,722.00)	\$869,906.00	\$1,188,901.00	\$3,373,627.00	\$13,277,448.00	\$869,906.00	\$670,482.00	\$0.00














Shire of Kalamunda		July to September 2012 - Quarterly Progress Report							
Capital Works Details									
 At least 90% of action target achieved  Between 40 and 90% of action target achieved  Less than 40% of action target achieved									
ACTION	START DATE	COMP. DATE	%COMP	STATUS	YTD ACTUAL EXPEND.	ANNUAL BUDGET	FORECAST	PROGRESS	
2.3.2.1 Implement the annual footpath construction renewal programme.	01/07/2012	30/06/2013	0	Not Started	\$0.00	\$22,000.00	\$0.00		RED
PROGRESS COMMENTS N/A									
2.3.2.16 Implement annual car park construction programme	01/07/2012	30/06/2013	27	In Progress	\$18,606.00	\$433,100.00	\$0.00		GREEN
PROGRESS COMMENTS Started Fleming Reserve carpark Spray seal completed kerb hotmix outstanding Kerb and hotmix completed Fleming Reserve linemarking outstanding									
2.3.2.19 Implement the annual road renewal construction programme	01/07/2011	30/06/2021	27	In Progress	\$331,966.00	\$2,424,197.00	\$0.00		GREEN
PROGRESS COMMENTS Lawbrook Road completed Fern Road overlay completed backfill outstanding Masonmill overlay completed backfill and linemarking outstanding First Avenue overlay completed linemarking outstanding Merrivale widening 95% completed McRae road hotmix completed, linemarking outstanding Dundas Road / Malda Vale Road power pole relocated. Works recommenced. Merrivale widening completed hot seal outstanding Dundas and Malda Vale widening completed seal hotmix kerb footpath outstanding									




Shire of Kalamunda					July to September 2012 – Quarterly Progress Report			
2.3.2.41 Oversee the purchase of furniture and equipment, in accordance with the adopted 2012/2013 budget (Office furniture & equipment - IPM Project PR-6980/10).	01/07/2012	30/06/2013	0	Not Started	\$647.00	\$24,600.00	\$0.00	
PROGRESS COMMENTS There have been no requests for replacement Office Furniture and Equipment in September 2012.								
2.3.2.10 Implement the annual drainage construction programme	01/07/2012	30/06/2013	33	In Progress	\$135,931.00	\$432,000.00	\$0.00	
PROGRESS COMMENTS August 2012 Bailey Road Drainage - Waiting for the completion of the dilapidation reports of 14 houses. Reports completed. Drainage Completed. Kerb footpath outstanding.								
2.3.2.42 Oversee the purchase of furniture and equipment, in accordance with the adopted 2012/2013 budget (KPAC curtains - IPM Project PR-7058/12).	01/07/2012	30/06/2013	21	In Progress	\$0.00	\$21,000.00	\$0.00	
PROGRESS COMMENTS Following confirmation of original quotation from preferred supplier, purchase requisitions have been arranged to progress receipt and installation of new KPAC theatre curtains.								
2.3.2.43 Oversee the purchase of furniture and equipment, in accordance with the adopted 2012/2013 budget (Podiatry drill - IPM Project PR-7121/12).	01/07/2012	30/06/2013	100	Completed	\$2,520.00	\$2,700.00	\$0.00	
PROGRESS COMMENTS Drill has been purchased and is in use.								



Shire of Kalamunda				July to September 2012 – Quarterly Progress Report				
2.3.2.44 Oversee the purchase of furniture and equipment, in accordance with the adopted 2012/2013 budget (Zig Zag ladder - IPM Project PR-7063/12).	01/07/2012	30/06/2013	21	In Progress	\$713.00	\$6,600.00	\$0.00	
<p>PROGRESS COMMENTS Quotations have been sought to enable the purchase of a suitable ladder for predominant use within the Zig Zag Cultural Centre Art Gallery.</p>								
1.3.4.6 Implement the Parks and Reserves asset development construction programme.	01/07/2012	30/06/2013	25	In Progress	\$0.00	\$344,022.00	\$0.00	
<p>PROGRESS COMMENTS Construction of Reserve Asset Development Programme ongoing</p>								
5.4.2.2 Undertake the overall management and delivery of the Shire's land and property assets portfolio	01/07/2012	30/06/2013	25	In Progress	\$242,688.00	\$523,785.45	\$0.00	
<p>PROGRESS COMMENTS Progressing</p>								
5.3.3.3 Manage the construction of a new amenities building for the staff at the Shire's Operations Centre (IPM Project PR-5163/10)	01/07/2012	30/06/2013	5	In Progress	\$5,557.00	\$600,000.00	\$0.00	
<p>PROGRESS COMMENTS Work commenced Tuesday 23rd October. All approvals and permits obtained.</p>								
2.3.4.7 Implement annual road construction programme	01/07/2011	30/06/2021	35	In Progress	\$320,174.00	\$1,014,120.50	\$0.00	
<p>PROGRESS COMMENTS The annual road construction program has commenced with several projects completed. Others are now ready for delivery. Most other projects are in various stages of pre-planning. Key Project - Abernethy Road has in-principle approval from utilities and detailed design is near completion.</p>								



Shire of Kalamunda					July to September 2012 - Quarterly Progress Report			
2.1.4.4 Facilitate the Mixed Use land development of Lot 106 (88) Hale Road, Forrestfield	01/07/2012	30/06/2013	25	In Progress	\$25.00	\$1,292,000.00	\$0.00	
PROGRESS COMMENTS Awaiting Ministerial Approval of amendment. Subdivision plans completed and waiting to be lodged. New design guidelines to be drafted and to be presented to Council.								
2.3.3.10 Oversee works at Carilla Camping Ground - upgrade facility inclusive of improved disability access and provide a water connection to the Heritage Building and a shelter over the BBQ area (IPM Project PR-112/10)	01/07/2012	30/06/2013	0	Not Started	\$0.00	\$134,400.00	\$0.00	
PROGRESS COMMENTS N/A								
2.3.3.11 Oversee the installation of new toilets at the Kalamunda History Village to accommodate visitors on site (IPM Project PR-7067/12)	01/07/2012	30/06/2013	15	In Progress	\$1,750.00	\$150,000.00	\$0.00	
PROGRESS COMMENTS Site Plans required to be updated prior to application of installation of septic tank system to Health Department (State - not Shire) An estimated time frame of how the work will proceed is: 1. Scope/specification for septic tank layout – finalised by mid-October 2. Approvals – WA Health Department (8 weeks allowed) ready by December 3. Site works - installation of septic tanks and leach drains December/January 4. Quotes for supply and install of suitable toilet facility in subscribed location (commenced) 5. Award contract to contractor – December/ January 6. Start-up date for toilet installation – TBA (depending on negotiation with company) & consultation with History Village re: their operating times & schedule 7. Duration of work septic – allowed 2 weeks (including site works), estimated work for toilet installation and cladding 3 weeks. Advised by main user group (History Village) that January - Mid February is ideal time for works.								
2.3.4.22 Oversee works on Abernethy Road, from Dundas Road to Kalamunda Road (IPM Project PR-5726/10)	01/07/2012	30/06/2013	25	In Progress	\$23,394.00	\$1,850,000.00	\$0.00	
PROGRESS COMMENTS This project is awaiting final approvals and detailed construction designs. In addition, agreements with utilities need to be finalised prior to project commencement.								

Shire of Kalamunda		July to September 2012 – Quarterly Progress Report						
2.3.2.6 Oversee the Shire's building asset renewal program, in accordance with the approved 2012/13 budget.	01/07/2011	30/06/2021	25	In Progress	\$41,956.00	\$513,600.00	\$0.00	
<p>PROGRESS COMMENTS Assets renewals as per 2012/2013 budget are underway. All individual projects are commented on in Interplan.</p>								
1.3.1.14 Oversee the construction of lighting and fencing at Malda Vale Reserve (IPM project PR-7071/12)	01/07/2012	30/06/2013	5	In Progress	\$0.00	\$336,000.00	\$0.00	
<p>PROGRESS COMMENTS Electrical Engineer engaged for design and specification. To be ready late October for comment. High probability of not being able to deliver the whole project within budget allocation due to site specific issues with current power supply and expected requirements Fencing is being attended to by Parks Coordinator. Tasks planned: 1. Discussion of design with Electrical Engineer for final design of Sports Lighting. 2. Approval to engage Western Power for DQA (Straight up design and details fees will be incurred approx \$1500 - \$2000). Maximum supply details to be supplied to Western Power as well as Multiple Points of Supply issues need to be covered. Time frame 5 - 7 weeks from request. Planning and design stage is imperative to this project's success.</p>								
1.3.1.13 Oversee the construction of a toilet block at Jorgensen Park (IPM Project PR-7044/12)	01/07/2012	30/06/2013	0	Not Started	\$0.00	\$180,000.00	\$0.00	
<p>PROGRESS COMMENTS Project not started due to lack of preliminary information. MIO has been advised of this situation. A meeting with executive management has been requested and pending to further develop proper planning for this undertaking.</p>								
1.3.4.4 Implement the Parks and Reserves renewal construction programme	01/07/2012	30/06/2013	25	In Progress	\$0.00	\$316,000.00	\$0.00	
<p>PROGRESS COMMENTS CAT 1 Reserves on schedule. Sports changeover and turf renovation for summer sports.</p>								
2.3.2.17 Implement the annual drainage renewal construction programme	01/07/2012	30/06/2013	33	In Progress	\$3,593.00	\$200,000.00	\$0.00	
<p>PROGRESS COMMENTS Renewals programmed for 2012 - 2013: Blackbutt Way. Traylen Road - creek restoration. Courtney Place.</p>								

Shire of Kalamunda					July to September 2012 - Quarterly Progress Report			
2.1.4.8 Facilitate the residential development of Cygnet Court and Edney Road	01/07/2012	30/06/2013	25	In Progress	\$0.00	\$1,513,000.00	\$0.00	
PROGRESS COMMENTS Awaiting Ministerial approval of amendment. Engineers engaged. Advice from Dept of Planning that letter confirming transfer has been sent.								
2.3.2.40 Oversee works at Central Hall (KADS) - replacement of roof, replacement of wall in Western direction and major structural refurbishment (IPM Project PR-5176/10)	01/07/2012	30/06/2013	15	In Progress	\$0.00	\$336,000.00	\$0.00	
PROGRESS COMMENTS Scoping of works required is being carried out to original design Architect - Trevor Chudleigh An estimated time frame of how the work will proceed is: 1. Scope/specification – finalised by end of October 2. Approvals – November. Meeting with key stakeholders to confirm meeting of expected outcomes. 3. RFQ (Quotes) – End of November - early December 4. Award contract to Builder/Roofing contractor – December/ January 5. Actual start-up date – TBA (depending on negotiation with successful construction company) & consultation with KADS and other affected parties (Markets). 6. Duration of work on roof – estimated 2 weeks, estimated work to disabled toilet and cladding 5 weeks. Advised by main user group (KADS) that January - mid-February is ideal time for works.								
1.1.4.6 Oversee the construction of an accessible toilet and changing room at Kalamunda Water Park (IPM Project PR-7107/12)	01/07/2012	30/06/2013	15	In Progress	\$5,400.00	\$112,000.00	\$0.00	
PROGRESS COMMENTS Architect engaged for design of facility. Preliminary designs and specification to be ready by end of September. An estimated time frame of how the work will proceed is: 1. Design/specification – finalised by mid-October 2. Approvals – November (Building / Planning Dept.) 3. RFQ (Quotes) – December 4. Award contract to Builder – December/ January 5. Actual start-up date – TBA (depending on negotiation with successful construction company) & consultation with YMCA. 6. Duration of work – estimated 6 weeks from commencement date - TBA The main concern will be to carry out the project in conjunction with YMCA's co-operation so as to not affect their operational capabilities.								

Shire of Kalamunda		July to September 2012 - Quarterly Progress Report						
2.3.4.10 Implement the annual footpath construction programme.	01/07/2012	30/06/2013	33	In Progress	\$79,184.00	\$441,324.00	\$0.00	
<p>PROGRESS COMMENTS Lewis Rd commenced 10/9/12. Weather permitting it should take 4 weeks to complete. Approximately 98% complete. Dual use linemarking to go. Path itself fully completed on 18th Oct. Have had trees cut back to fit new path. Started on Fennel Res footpath and will be completed by 4th of Oct 2012. Lawley Rd path will commence on the 15/10/12, weather permitting, and is now 90% complete.</p>								
2.3.1.3 Facilitate the future development of the Old Road Board Super Block, Kalamunda	01/07/2012	30/06/2013	0	Not Started	\$36,910.00	\$55,000.00	\$0.00	
<p>PROGRESS COMMENTS not commenced</p>								

Declaration of financial / conflict of interests to be recorded prior to dealing with each item.

88. MRS Amendment 1235/57 – Request for Concurrent Amendment to Local Planning Scheme No. 3 - Lot 32 (31) Brook Road and Lot 36 (655) Welshpool Road East, Wattle Grove

Previous Items	OCM 130/2012
Responsible Officer	Director Development & Infrastructure Services
Service Area	Development Services
File Reference	PG-MRS-016
Applicant	Nil.
Owner	E and D Litis Pty Ltd

Attachment 1	Locality Plan
Attachment 2	Draft Local Planning Strategy Spatial Plan
Attachment 3	Wattle Grove Urban Precinct – Proposed Minor Amendment as Advertised

PURPOSE

1. To consider whether to support a concurrent Metropolitan Region Scheme (“MRS”) and Local Planning Scheme (“Scheme”) amendment for Lot 32 (31) Brook Road and Lot 36 (655) Welshpool Road East. Refer to Attachment 1.
2. The concurrent amendment would allow the Scheme to be automatically rezoned for the subject lots from Regional Reserve (Parks and Recreation) to Industrial Development on completion of the MRS amendment process.

BACKGROUND

3. Land Details:

Aggregate Land Area:	4.26ha
Metropolitan Region Scheme Zone:	Regional Reserve (Parks and Recreation)

4. The properties are currently vacant and are within close proximity to the former Wattle Grove Primary School, a poultry farm, a soil land facility and residential properties which fall within the Wattle Grove Cell 9 Structure Plan.
5. The properties are identified in the Shire’s Draft Local Planning Strategy as falling within a “Proposed Industrial Development Area”. Refer to the Draft Local Planning Strategy Spatial Plan (Attachment 2).
6. In December 2009, an application for a showroom and warehouse on the subject properties was referred to the WA Planning Commission with a recommendation of refusal.
7. The application was refused by the Commission and subsequently an application to review the Commission’s decision was lodged with the State Administrative Tribunal (“SAT”).

8. A mediation hearing was held and the Commission was invited to reconsider its decision, and it subsequently resolved the following:

“Support, in principal, the initiation by the full Commission of an MRS amendment, to remove the Parks and Recreation reservation and to zone Urban:

- a. *lot 36 (655) Welshpool Road East, Wattle Grove;*
- b. *the portion of lot 32 (31) Brook Road, Wattle Grove that is neither included in the Conservation Category Wetland or within a 50 metre wide buffer adjacent thereto;*

and note that there may be hydrological issues of significant consideration, which will require resolution during the amendment process.”

9. In August 2012, an MRS amendment to rezone a portion of the properties from the Parks and Recreation Reservation under the MRS to Urban was received. Refer to the Wattle Grove Urban Precinct – Proposed Minor Amendment as Advertised (Attachment 3).
10. In October 2012, Council considered an MRS amendment to rezone a portion of the properties from the Parks and Recreation Reservation under the Metropolitan Region Scheme to Urban (Attachment 3), and resolved (Resolution OCM 130/2012) the following:

That Council:

1. *Advises the WA Planning Commission it supports the Metropolitan Region Scheme Amendment 1235/57 to rezone a portion of Lot 32 (31) Brook Road and Lot 36 (655) Welshpool Road East, Wattle Grove, from the Parks and Recreation Reservation under the Metropolitan Region Scheme to Urban.*
2. *Requests that consideration be given to including the land bounded by Brook Road, Welshpool Road East and the Local Government boundary with the City of Gosnells as part of the future structure planning of the of the subject lots.”*

DETAILS

11. Council's formal endorsement is being sought for the concurrent amendment of the MRS and the Scheme to rezone the properties from Regional Reserve (Parks and Recreation) to Industrial Development.

STATUTORY AND LEGAL IMPLICATIONS

12. Part 9 section 126 of the Planning and Development Act 2005 states that *“where a region scheme is amended to include land in an urban zone the local government scheme may be automatically amended where the local government requests and the Western Australian Planning Commission (“Commission”) agrees to the automatic amendment.”*

-
13. The Commission have advised that they will only agree to amend a local planning scheme where the scheme includes an Industrial Development zone that requires the preparation of a structure plan, the intent being to avoid duplication in the public consultation process and to focus the public on the ultimate form of development as proposed on the structure plan.
 14. The concurrent amendment process will need to include provisions to include the subject properties under Part 6 – Special Control Areas of the Scheme which will provide the necessary statutory basis for the preparation of the structure plans for the subject properties.
 15. A structure plan will be required to be prepared and advertised in accordance with Clause 6.2 of the Scheme for the area south of Welshpool Road East, identified in the Draft Local Planning Strategy as falling within a “Proposed Industrial Development Area”, in order to co-ordinate land use and development on the subject land.

POLICY IMPLICATIONS

Directions 2031 and Beyond

16. *Directions 2031 and Beyond* addresses urban growth needs and also takes into consideration the need to protect natural ecosystems. The framework provides for different lifestyle choices, vibrant nodes for economic and social activity and a more sustainable urban transport network.

Draft Outer Metropolitan Perth and Peel Sub-Regional Strategy

17. The Draft Outer Metropolitan Perth and Peel Sub-Regional Strategy provides a framework for delivering the objectives of *Directions 2031 and Beyond*. It identifies a strategic plan of actions, stakeholder responsibilities, and time frames for delivery.
18. The Draft Outer Metropolitan Perth and Peel Sub-Regional Strategy links State and local government strategic planning to guide the preparation and review of structure plans and local planning strategies.

Economic Employment and Lands Strategy – non heavy industrial

19. Economic Employment and Land Strategy is the State Government’s response to the future of industrial land use planning for the Perth and Peel region. It builds on *Directions 2031 and Beyond* and focuses on a strategy for industrial sites and in particular those that were identified as being under investigation. The strategy focuses on light and general industry uses.
20. The properties about the MKSEA which is identified in the Economic Employment and Lands Strategy as a future industrial area.

Draft Local Planning Strategy

21. The Draft Local Planning Strategy outlines Council’s vision and strategic planning direction for the next 20 years to coincide with *Directions 2031 and Beyond*.

-
22. The Draft Local Planning Strategy has identified the properties as falling within a “Proposed Industrial Development Area”.

PUBLIC CONSULTATION/COMMUNICATION

23. In July 2012 an MRS Amendment to rezone a portion of the properties from the Parks and Recreation Reservation under the MRS to Urban was advertised by the Commission.
24. The Commission referred the proposed amendment to the Department of Water and the Water Corporation for comment, and they had no objections to the proposal.
25. The proposed amendment was also referred to the Environmental Protection Authority and it advised that the proposed amendment does not require formal assessment under the *Environmental Protection Act 1986*.

FINANCIAL IMPLICATIONS

26. Nil.

STRATEGIC AND SUSTAINABILITY IMPLICATIONS

Strategic Planning Implications

27. The properties fall within an area identified in numerous planning related documents as being suitable for industrial uses in future.

Sustainability Implications

Social Implications

28. The Commission has advised that in order to appropriately manage interface issues, there will be the requirement to prepare a local structure plan for the properties, and give consideration to the broader Strategic Planning of the surrounding area. If the amendment is approved, additional consultation will occur.

Economic Implications

29. If the amendment is approved, future development will provide employment opportunities for local residents.

Environmental Implications

30. Nil.

OFFICER COMMENT

31. The proposed amendment is consistent with the Draft Local Planning Strategy, *Directions 2031 and Beyond*, the Draft Outer Metropolitan Perth and Peel Sub-Regional Strategy.

-
32. Amending the MRS and the Local Planning Scheme concurrently will help to expedite the planning policies and ultimately the strategic planning of the area. Importantly future planning of the subject lots in respect to the structure plan process will be dependent on progress of the broader strategic planning of the adjoining land identified in the draft local planning strategy for industrial development.
33. Whilst there appears to be a conflict between the Urban zone under the MRS and the Industrial Development zone under the Shire's Local Planning Scheme 3, the Urban zone allows for a range of different zones under a local planning scheme including the proposed Industrial Development zone.

Voting Requirements: Simple Majority

COMMITTEE RECOMMENDATION TO COUNCIL (C&C 88/2012)

That Council:

1. Requests that the WA Planning Commission concurrently amends Local Planning Scheme No. 3 with MRS Amendment 1235/57 to rezone a portion of Lot 32 (31) Brook Road and Lot 36 (655) Welshpool Road East, Wattle Grove, from the Parks and Recreation Reservation to Industrial Development under Local Planning Scheme No. 3.
2. Amends the Scheme map accordingly to identify Lot 32 (31) Brook Road and Lot 36 (655) Welshpool Road East, Wattle Grove, with the annotation 'DA'.

Moved: **Cr John Giardina**

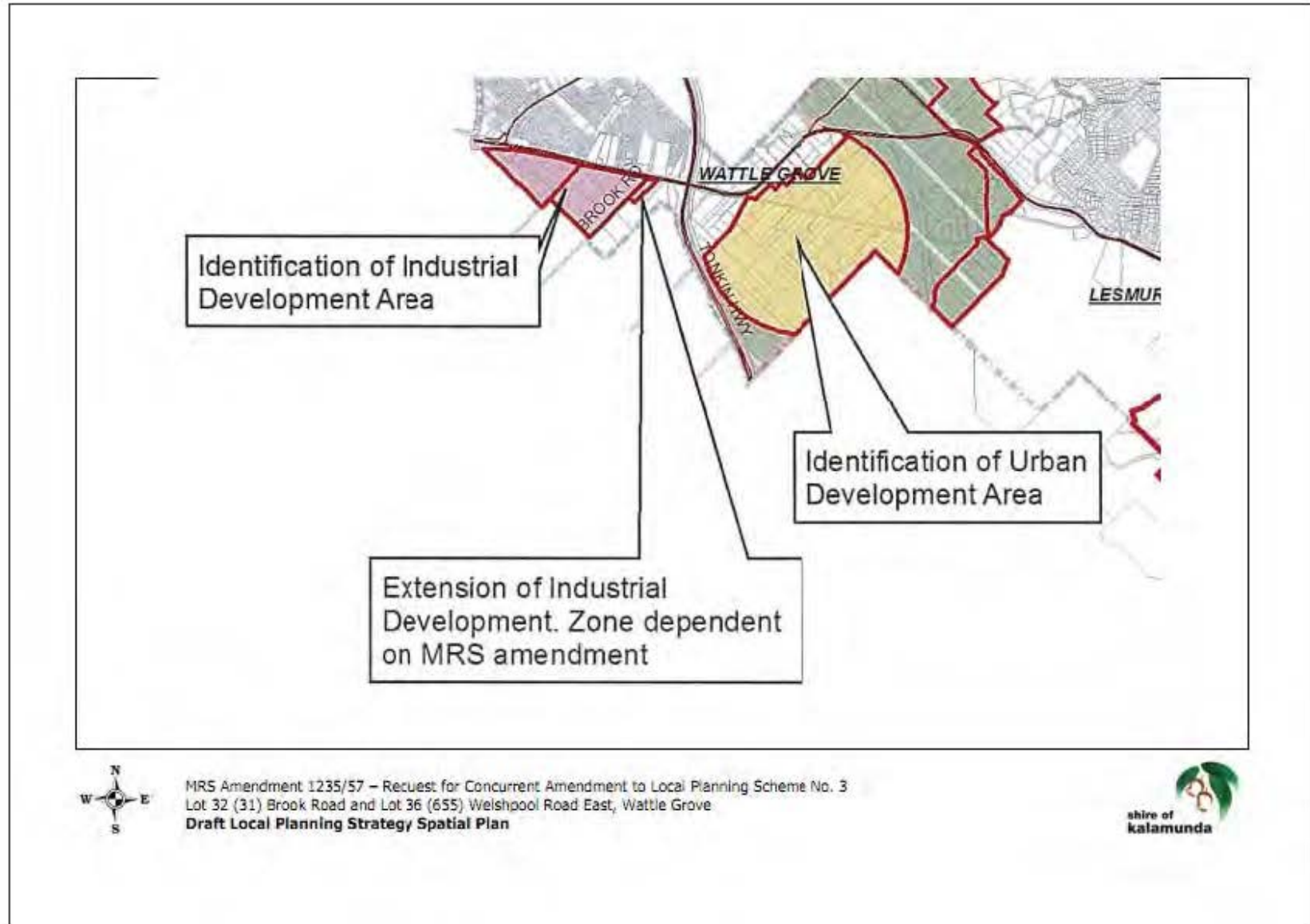
Seconded: **Cr Dylan O'Connor**

Vote: **CARRIED UNANIMOUSLY (10/0)**

Attachment 1

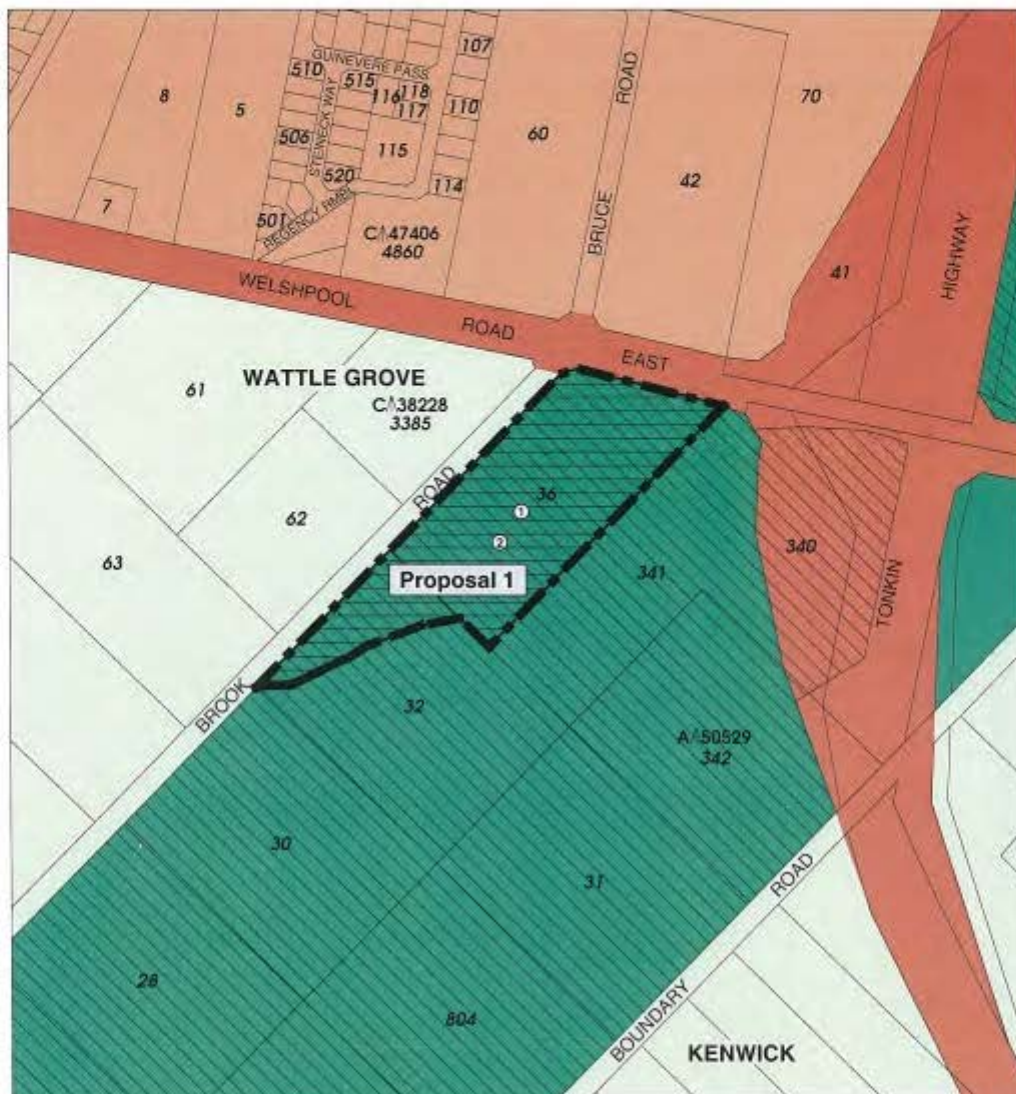


Attachment 2



MRS Amendment 1235/57 – Request for Concurrent Amendment to Local Planning Scheme No. 3
Lot 32 (31) Brook Road and Lot 36 (655) Welshpool Road East, Wattle Grove
Draft Local Planning Strategy Spatial Plan




Attachment 3



**Wattle Grove Urban Precinct - proposed minor amendment
 as advertised**

24 April 2012

Figure 1

- Proposed:**
-  urban zone
 -  Notice of delegation
 -  Bush Forever removal

Legend

- Existing:**
-  urban zone
 -  rural zone
 -  parks and recreation reservation
 -  primary regional roads reservation
 -  bush forever area

SP0396110
 11 Apr 2012
 Produced by Mapping & Geospatial Data Group, Department of Planning, Perth WA
 On behalf of the Western Australian Planning Commission.
 Base information supplied by Western Australian Land Information Authority. LI 430 2008-9



10.0 MOTIONS OF WHICH PREVIOUS NOTICE HAS BEEN GIVEN

10.1 Nil.

11.0 QUESTIONS BY MEMBERS WITHOUT NOTICE

11.1 Cr Donald McKechnie – Rates 2012/2013

Q. Have the Rates Department been commended for their excellent work in collecting the rates so quickly?

A. Director Corporate & Community Services confirmed they had been taken for lunch by their Manager as a thank you for their hard work.

12.0 QUESTIONS BY MEMBERS OF WHICH DUE NOTICE HAS BEEN GIVEN

12.1 Cr Bilich – Receipts for Rates

Q. I understand that it is not possible to receive a receipt for rates when paying over the internet or when posting a cheque into the Shire, is this correct – and if so why not?

A. In relation to cheque payments posted to the Shire, the notice will be re-designed for next year to include a check box where the ratepayer can indicate that they require a receipt. As the rates notices are already printed, it would be an expensive exercise to discard the blank notices to include the above amendment this financial year.

For internet payments, Shire's bank has stated that when a ratepayer enters their reference number (assessment number), it is validated by the correct name, property address and amount due appearing on the screen. A receipt reference is displayed once payment has been authenticated which should be recorded by the ratepayer. Should this not be recorded it is still possible for the Finance Department in liaison with the bank to track a payment.

13.0 URGENT BUSINESS APPROVED BY THE PERSON PRESIDING OR BY DECISION

13.1 Nil.

14.0 MEETING CLOSED TO THE PUBLIC

14.1 Meeting Closed to the Public

Voting Requirements: Simple Majority

Report 84 Compensation Claim – Kalamunda Show

That the meeting be closed to the public to consider Report 84, Compensation Claim – Kalamunda Show with (Confidential Attachments 1,2 & 3).

Reason for Confidentiality – Local Government Act 1995: Section 5.23(2)(e)(ii)
"information that has a commercial value to a person".

Moved: **Cr Margaret Thomas**

Seconded: **Cr Justin Whitten**

Vote: **CARRIED UNANIMOUSLY (10/0)**

The meeting closed to the public at 6.40pm as Councillors believed the Confidential Attachments associated with this report would require discussion.

14.2 Meeting Reopened to the Public

Voting Requirements: Simple Majority

That the meeting reopen to the public.

Moved: **Cr Margaret Thomas**

Seconded: **Cr Justin Whitten**

Vote: **CARRIED UNANIMOUSLY (10/0)**

The meeting reopened to the public at 7.15pm after considering Report 84, Compensation Claim Kalamunda Show and the (Confidential Attachments 1,2 & 3). The outcome of the discussion on Report 84 is presented in numerical Agenda sequence in these Minutes.

15.0 CLOSURE

15.1 There being no further business the Chairman declared the meeting closed at 7.15pm.

I confirm these Minutes to be a true and accurate record of the proceedings of this Council.

Signed: _____
Chairman

Dated this _____ day of _____ 2012