

CITY OF KALAMUNDA


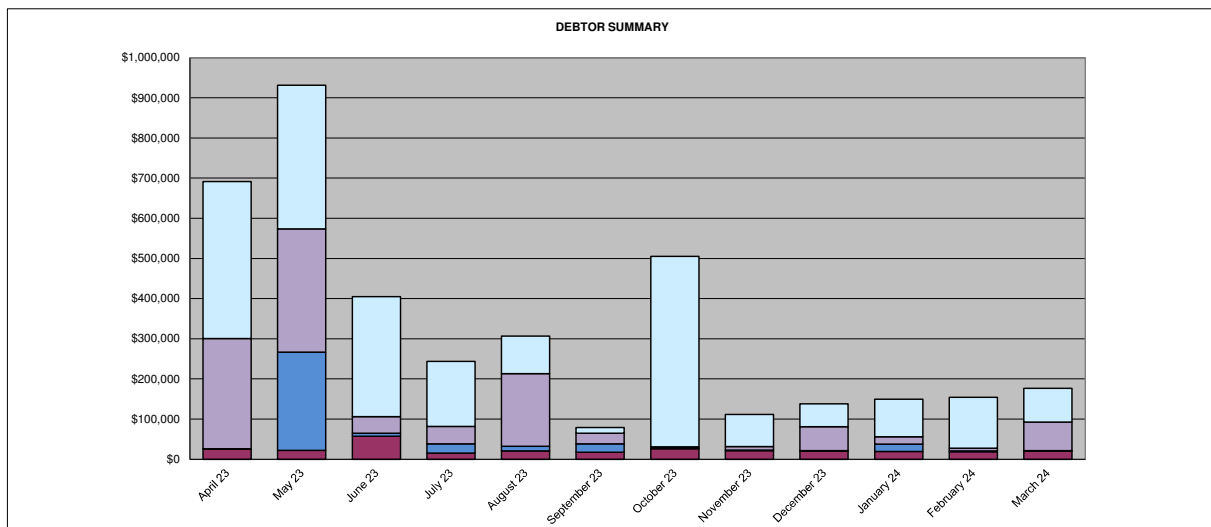
SUMMARY OF DEBTORS


FOR THE PERIOD ENDED 31 March 2024



Sundry Debtors Trial Balance - Summary Aged Listing

	> 90 days	> 60 days	> 30 days	Current	Total
April 23	\$25,808	\$496	\$274,057	\$390,886	\$691,247
May 23	\$21,906	\$244,524	\$307,047	\$357,511	\$930,987
June 23	\$57,144	\$7,462	\$41,354	\$298,936	\$404,896
July 23	\$15,602	\$23,101	\$43,192	\$161,721	\$243,616
August 23	\$20,453	\$11,711	\$181,026	\$93,282	\$306,472
September 23	\$17,357	\$21,054	\$26,485	\$13,808	\$78,704
October 23	\$26,152	\$1,066	\$3,815	\$474,299	\$505,332
November 23	\$21,448	\$1,168	\$8,763	\$80,173	\$111,551
December 23	\$19,798	\$1,555	\$59,826	\$56,464	\$137,642
January 24	\$19,592	\$18,185	\$17,976	\$93,428	\$149,181
February 24	\$18,458	\$2,577	\$6,530	\$126,717	\$154,281
March 24	\$20,288	\$1,178	\$71,287	\$83,537	\$176,289



CITY OF KALAMUNDA			
SUMMARY OF DEBTORS			
FOR THE PERIOD ENDED 31 March 2024			
			
AMOUNT	DEBTOR	DETAILS	STATUS
>90 days			
\$9,281.25	Private Citizen	Fire-Break - Reimbursement	Payment plan agreed - with AMPAC debt collection Agency
\$4,070.00	Private Citizen	Fire-Break - Reimbursement	No debt collection - caveat on property
\$2,126.00	Private Citizen	Bond Admin & Maintenance Fees	Statement issued / pending payment
\$1,180.28	N-Com	Telecommunications - Electricity	Statement issued / copy invoices emailed / to follow up directly
\$3,630.19	90+ Days Debts consisting of amounts under \$1,000.00.	21 Debtors - average debt \$172.87	Statements/copy invoices issued - follow up directly with Debtor
\$20,287.72	Total Debts 90+ Days		
>60 days			
\$1,178.28	60+ Days Debts consisting of amounts under \$1,000.00.	4 Debtors - average debt \$294.57	Statements and copy invoices issued
\$1,178.28	Total Debts 60+ Days		
>30 days			
\$43,919.17	Dept of Education	Kostera Oval - Shared Expenses	Statement issued
\$25,255.55	Archetype Design Studio	DAP fees	Statement issued - Possibly to submit a revised application 02/04
\$2,111.85	30+ Days Debts consisting of amounts under \$3,000.00.	7 Debtors - average debt \$301.69	Statements issued
\$71,286.57	Total Debts 30+ Days		
< 30 days			
\$86,354.74	Total of Current Debts		
\$2,818.28	Total of Accounts in Credit		
\$83,536.46	Total Net Current Debts		
\$176,289.03	Total - Debtors Trial Balance		
FOOTNOTES			
* Denotes currently in negotiation of invoice amount and / or details			
^ Denotes payment arrangement in place			